

Albuquerque Institute for Math & Science @ UNM  
Council Meeting Financial Items  
Thursday, August 21, 2014

I. **BUDGET \***

BARS:

- N/A

II. **FINANCIAL STATEMENT REPORTS AS OF JULY 31, 2014**

- Budget Analysis
- Budget to Actual – Expenditure and Revenue
- Statement of Revenues, Expenditures and Changes in Fund Balance
- Balance Sheet Report

III. **BANK RECONCILIATION REPORTS**

- July 2014

IV. **PAYROLL & ACCOUNTS PAYABLE PAYMENT VOUCHERS \***

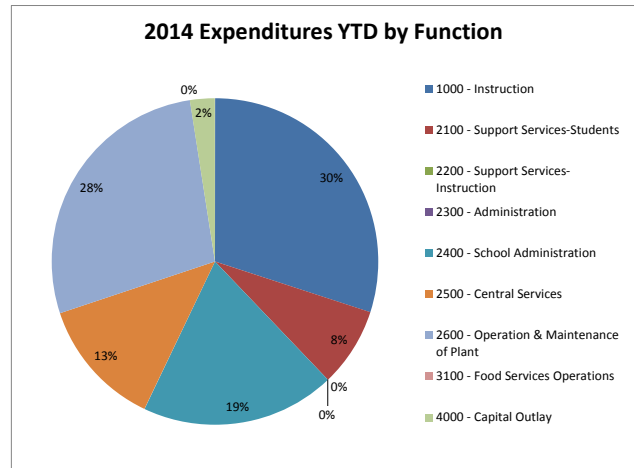
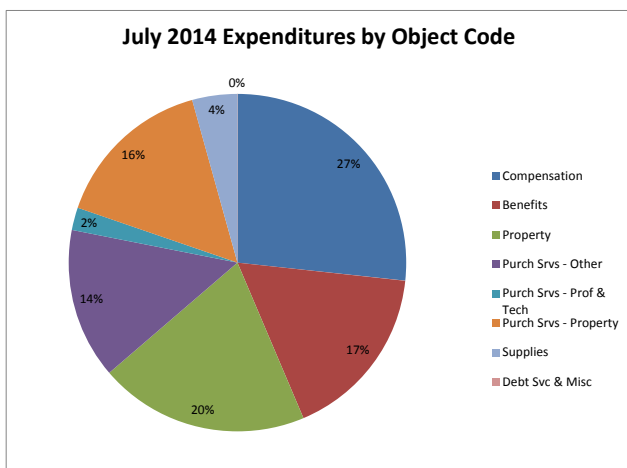
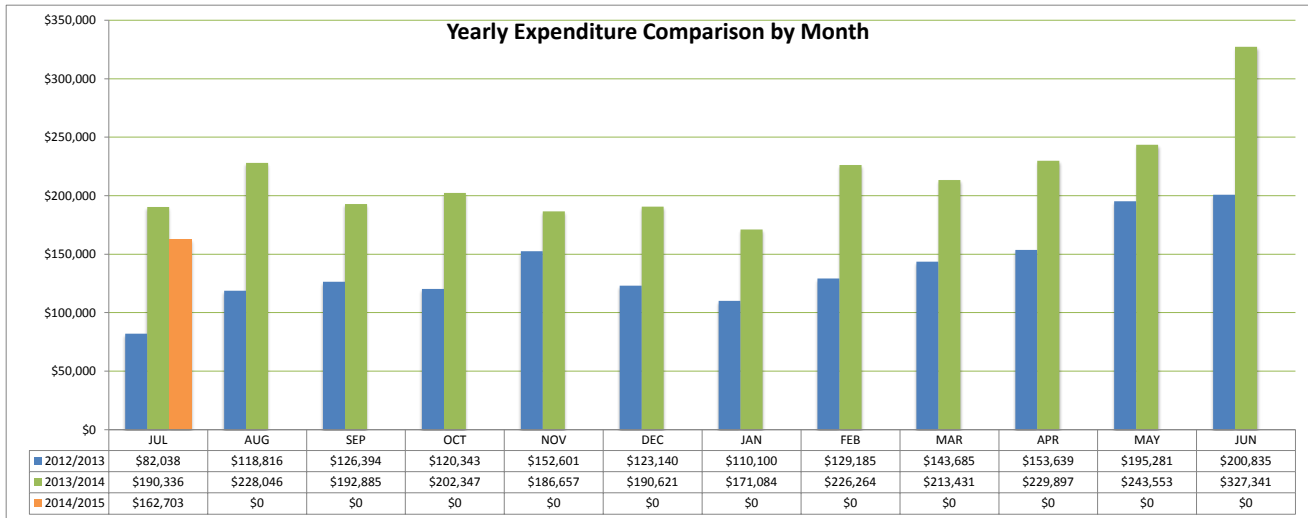
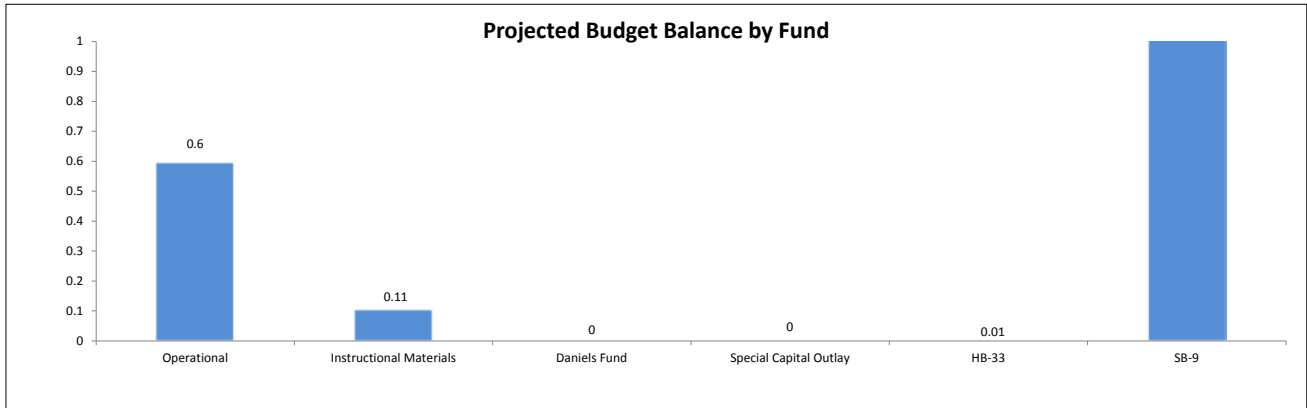
- July 2014

V. **OTHER**

- N/A

\* Requires Governing Council approval.

**Albuquerque Institute for Math & Science @ UNM**  
**Expenditure Analytical Review**  
**As of July 31, 2014**



Cycle: FY2015; Begin Date: 7/1/2014; End Date: 7/31/2014; Account Type: Revenue; Subtotal Elements: Fund,Function; Filter: ([Fund] &gt;= '11000')

| Account Code   | Description                          | Actual (Date Range)    | Budget (YTD)             | Actual (YTD)           | Encumbrance (YTD) | Available (YTD)          | % of Budget |
|--|--------------------------------------|------------------------|--------------------------|------------------------|-------------------|--------------------------|-------------|
| 11000-0000-43101-0000-524001-0000  | State Equalization Guarantee         | \$ (215,667.00)        | \$ (2,588,002.00)        | \$ (215,667.00)        | \$ -              | \$ (2,372,335.00)        | 8.33        |
| <b>Subtotal of Element: [Function] 0000 - Revenue</b>                                |                                      | <b>\$ (215,667.00)</b> | <b>\$ (2,588,002.00)</b> | <b>\$ (215,667.00)</b> | <b>\$ -</b>       | <b>\$ (2,372,335.00)</b> | 8.33        |
| <b>Subtotal of Element: [Fund] 11000 - Operational</b>                               |                                      | <b>\$ (215,667.00)</b> | <b>\$ (2,588,002.00)</b> | <b>\$ (215,667.00)</b> | <b>\$ -</b>       | <b>\$ (2,372,335.00)</b> | 8.33        |
| 14000-0000-43211-0000-524001-0000  | Instructional Materials – Cash (50%) | \$ (3,481.35)          | \$ (17,385.00)           | \$ (3,481.35)          | \$ -              | \$ (13,903.65)           | 20.02       |
| <b>Subtotal of Element: [Function] 0000 - Revenue</b>                                |                                      | <b>\$ (3,481.35)</b>   | <b>\$ (17,385.00)</b>    | <b>\$ (3,481.35)</b>   | <b>\$ -</b>       | <b>\$ (13,903.65)</b>    | 20.03       |
| <b>Subtotal of Element: [Fund] 14000 - Total Instructional Materials Sub-Fund</b>    |                                      | <b>\$ (3,481.35)</b>   | <b>\$ (17,385.00)</b>    | <b>\$ (3,481.35)</b>   | <b>\$ -</b>       | <b>\$ (13,903.65)</b>    | 20.03       |
| 27103-0000-43202-0000-524001-0000  | State Flow-through Grant             | \$ (3,404.96)          | \$ -                     | \$ (3,404.96)          | \$ -              | \$ 3,404.96              | 0.00        |
| <b>Subtotal of Element: [Function] 0000 - Revenue</b>                                |                                      | <b>\$ (3,404.96)</b>   | <b>\$ -</b>              | <b>\$ (3,404.96)</b>   | <b>\$ -</b>       | <b>\$ 3,404.96</b>       | 0.00        |
| <b>Subtotal of Element: [Fund] 27103 - Dual Credit Instructional Materials/HB2</b>   |                                      | <b>\$ (3,404.96)</b>   | <b>\$ -</b>              | <b>\$ (3,404.96)</b>   | <b>\$ -</b>       | <b>\$ 3,404.96</b>       | 0.00        |
| 27106-0000-43204-0000-524001-0000  | Prior Year Balances                  | \$ (2,237.62)          | \$ -                     | \$ (2,237.62)          | \$ -              | \$ 2,237.62              | 0.00        |
| <b>Subtotal of Element: [Function] 0000 - Revenue</b>                                |                                      | <b>\$ (2,237.62)</b>   | <b>\$ -</b>              | <b>\$ (2,237.62)</b>   | <b>\$ -</b>       | <b>\$ 2,237.62</b>       | 0.00        |
| <b>Subtotal of Element: [Fund] 27106 - 2010 G.O. Bond Student Library Fund (SB1)</b> |                                      | <b>\$ (2,237.62)</b>   | <b>\$ -</b>              | <b>\$ (2,237.62)</b>   | <b>\$ -</b>       | <b>\$ 2,237.62</b>       | 0.00        |
| 31400-0000-43202-0000-524001-0000  | State Flow-through Grant             | \$ (27,510.49)         | \$ (50,000.00)           | \$ (27,510.49)         | \$ -              | \$ (22,489.51)           | 55.02       |
| <b>Subtotal of Element: [Function] 0000 - Revenue</b>                                |                                      | <b>\$ (27,510.49)</b>  | <b>\$ (50,000.00)</b>    | <b>\$ (27,510.49)</b>  | <b>\$ -</b>       | <b>\$ (22,489.51)</b>    | 55.02       |
| <b>Subtotal of Element: [Fund] 31400 - Special Capital Outlay-State</b>              |                                      | <b>\$ (27,510.49)</b>  | <b>\$ (50,000.00)</b>    | <b>\$ (27,510.49)</b>  | <b>\$ -</b>       | <b>\$ (22,489.51)</b>    | 55.02       |
| 31600-0000-41110-0000-524001-0000  | Ad Valorem Taxes – School District   | \$ (2,970.77)          | \$ (200,486.00)          | \$ (2,970.77)          | \$ -              | \$ (197,515.23)          | 1.48        |
| <b>Subtotal of Element: [Function] 0000 - Revenue</b>                                |                                      | <b>\$ (2,970.77)</b>   | <b>\$ (200,486.00)</b>   | <b>\$ (2,970.77)</b>   | <b>\$ -</b>       | <b>\$ (197,515.23)</b>   | 1.48        |
| <b>Subtotal of Element: [Fund] 31600 - Capital Improvements HB-33</b>                |                                      | <b>\$ (2,970.77)</b>   | <b>\$ (200,486.00)</b>   | <b>\$ (2,970.77)</b>   | <b>\$ -</b>       | <b>\$ (197,515.23)</b>   | 1.48        |
| 31700-0000-43204-0000-524001-0000  | Prior Year Balances                  | \$ (8,721.13)          | \$ (4,032.00)            | \$ (8,721.13)          | \$ -              | \$ 4,689.13              | 216.29      |
| <b>Subtotal of Element: [Function] 0000 - Revenue</b>                                |                                      | <b>\$ (8,721.13)</b>   | <b>\$ (4,032.00)</b>     | <b>\$ (8,721.13)</b>   | <b>\$ -</b>       | <b>\$ 4,689.13</b>       | 216.30      |
| <b>Subtotal of Element: [Fund] 31700 - Capital Improvements SB-9</b>                 |                                      | <b>\$ (8,721.13)</b>   | <b>\$ (4,032.00)</b>     | <b>\$ (8,721.13)</b>   | <b>\$ -</b>       | <b>\$ 4,689.13</b>       | 216.30      |
| 93000-0000-41701-0000-524001-0000  | Fees – Activities                    | \$ (206.61)            | \$ -                     | \$ (206.61)            | \$ -              | \$ 206.61                | 0.00        |

Cycle: FY2015; Begin Date: 7/1/2014; End Date: 7/31/2014; Account Type: Revenue; Subtotal Elements: Fund,Function; Filter: ([Fund] >= '11000')

| <u>Account Code</u> | <u>Description</u>  | <u>Actual (Date Range)</u> | <u>Budget (YTD)</u>      | <u>Actual (YTD)</u>    | <u>Encumbrance (YTD)</u> | <u>Available (YTD)</u>   | <u>% of Budget</u> |
|---------------------|---|----------------------------|--------------------------|------------------------|--------------------------|--------------------------|--------------------|
|                     | <b>Subtotal of Element: [Function] 0000 - Revenue</b>               | \$ (206.61)                | \$ -                     | \$ (206.61)            | \$ -                     | \$ 206.61                | 0.00               |
|                     | <b>Subtotal of Element: [Fund] 93000 - Student Activity Account</b> | \$ (206.61)                | \$ -                     | \$ (206.61)            | \$ -                     | \$ 206.61                | 0.00               |
| <b>Total</b>        |   | <b>\$ (264,199.93)</b>     | <b>\$ (2,859,905.00)</b> | <b>\$ (264,199.93)</b> | <b>\$ -</b>              | <b>\$ (2,595,705.07)</b> | <b>9.24</b>        |

Cycle: FY2015; 1st Detail Element: Object; 1st Detail Level: Middle; 2nd Detail Element: None; 2nd Detail Level: None; 3rd Detail Element: None; 3rd Detail Level: None; 4th Detail Element: None; 4th Detail Level: None; 5th Detail Element: None; 5th Detail Level: None; Filter: ([Fund] >= '11000') AND ([Object] >= '51000'); 1st Subtotal Element: Fund; 1st Subtotal Rollup Level: Lowest; 2nd Subtotal Element: Function; 2nd Subtotal Rollup Level: Lowest; 3rd Subtotal Element: None; 3rd Subtotal Rollup Level: None; 4th Subtotal Element: None; 4th Subtotal Rollup Level: None; 5th Subtotal Element: None; 5th Subtotal Rollup Level: None; Begin Date: 7/1/2014; End Date: 7/31/2014; Subtotal on Account Type: No; Include Encumbrances: Yes

| Object  | Actuals (Selected Range) | Adopted Budget         | Current Budget         | Actuals (YTD)       | Encumbrances (YTD)     | Available            | % of Budget |
|---|--------------------------|------------------------|------------------------|---------------------|------------------------|----------------------|-------------|
| 51100 - Salaries Expense                                  | \$ 4,456.26              | \$ 1,159,252.00        | \$ 1,159,252.00        | \$ 4,456.26         | \$ 783,117.74          | \$ 371,678.00        | 0.38        |
| 51300 - Additional Compensation                           | \$ 608.00                | \$ 28,361.00           | \$ 28,361.00           | \$ 608.00           | \$ 10,861.00           | \$ 16,892.00         | 2.14        |
| 52111 - Educational Retirement                            | \$ 619.42                | \$ 165,090.00          | \$ 165,090.00          | \$ 619.42           | \$ 99,328.69           | \$ 65,141.89         | 0.38        |
| 52112 - ERA - Retiree Health                              | \$ 89.12                 | \$ 23,763.00           | \$ 23,763.00           | \$ 89.12            | \$ 14,291.85           | \$ 9,382.03          | 0.38        |
| 52210 - FICA Payments                                     | \$ 276.30                | \$ 73,644.00           | \$ 73,644.00           | \$ 276.30           | \$ 47,172.10           | \$ 26,195.60         | 0.38        |
| 52220 - Medicare Payments                                 | \$ 64.62                 | \$ 17,234.00           | \$ 17,234.00           | \$ 64.62            | \$ 11,032.60           | \$ 6,136.78          | 0.37        |
| 52311 - Health and Medical Premiums                       | \$ -                     | \$ 147,423.00          | \$ 147,423.00          | \$ -                | \$ 67,283.00           | \$ 80,140.00         | 0.00        |
| 52312 - Life  | \$ 3.62                  | \$ 1,401.00            | \$ 1,401.00            | \$ 3.62             | \$ 982.17              | \$ 415.21            | 0.26        |
| 52313 - Dental  | \$ 37.60                 | \$ 7,649.00            | \$ 7,649.00            | \$ 37.60            | \$ 3,943.23            | \$ 3,668.17          | 0.49        |
| 52314 - Vision  | \$ -                     | \$ 1,112.00            | \$ 1,112.00            | \$ -                | \$ 566.71              | \$ 545.29            | 0.00        |
| 52315 - Disability  | \$ -                     | \$ 612.00              | \$ 612.00              | \$ -                | \$ 158.21              | \$ 453.79            | 0.00        |
| 52710 - Workers Compensation Premium                      | \$ 10,814.72             | \$ 10,527.00           | \$ 10,527.00           | \$ 10,814.72        | \$ -                   | \$ (287.72)          | 102.73      |
| 52720 - Workers Compensation Employer's Fee               | \$ -                     | \$ 246.00              | \$ 246.00              | \$ -                | \$ 95.86               | \$ 150.14            | 0.00        |
| 53330 - Professional Development                          | \$ -                     | \$ 15,500.00           | \$ 15,500.00           | \$ -                | \$ 385.08              | \$ 15,114.92         | 0.00        |
| 53711 - Other Charges                                     | \$ 100.00                | \$ 3,350.00            | \$ 3,350.00            | \$ 100.00           | \$ 113.00              | \$ 3,137.00          | 2.99        |
| 53760 - Tuition for Concurrent Enrollment                 | \$ -                     | \$ 5,000.00            | \$ 5,000.00            | \$ -                | \$ -                   | \$ 5,000.00          | 0.00        |
| 54630 - Rentals of Computers and Related Equipment        | \$ 1,067.32              | \$ 30,000.00           | \$ 30,000.00           | \$ 1,067.32         | \$ 13,559.44           | \$ 15,373.24         | 3.56        |
| 55817 - Student Travel                                    | \$ -                     | \$ 4,000.00            | \$ 4,000.00            | \$ -                | \$ -                   | \$ 4,000.00          | 0.00        |
| 55915 - Other Contract Services                           | \$ -                     | \$ 2,000.00            | \$ 2,000.00            | \$ -                | \$ -                   | \$ 2,000.00          | 0.00        |
| 56113 - Software  | \$ -                     | \$ 1,100.00            | \$ 1,100.00            | \$ -                | \$ 442.60              | \$ 657.40            | 0.00        |
| 56118 - General Supplies and Materials                    | \$ 2,025.87              | \$ 35,000.00           | \$ 35,000.00           | \$ 2,025.87         | \$ 934.36              | \$ 32,039.77         | 5.79        |
| 57331 - Fixed Assets (More Than \$5,000)                  | \$ -                     | \$ 300,000.00          | \$ 300,000.00          | \$ -                | \$ -                   | \$ 300,000.00        | 0.00        |
| 57332 - Supply Assets (\$5,000 or Less)                   | \$ 26,990.53             | \$ 23,871.00           | \$ 23,871.00           | \$ 26,990.53        | \$ 21,936.26           | \$ (25,055.79)       | 113.07      |
| <b>Subtotal of Element: [Function] 1000 - Instruction</b> | <b>\$ 47,153.38</b>      | <b>\$ 2,056,135.00</b> | <b>\$ 2,056,135.00</b> | <b>\$ 47,153.38</b> | <b>\$ 1,076,203.90</b> | <b>\$ 932,777.72</b> | <b>2.29</b> |
| 51100 - Salaries Expense                                  | \$ 5,516.24              | \$ 126,586.00          | \$ 126,586.00          | \$ 5,516.24         | \$ 74,068.76           | \$ 47,001.00         | 4.36        |
| 52111 - Educational Retirement                            | \$ 766.76                | \$ 17,597.00           | \$ 17,597.00           | \$ 766.76           | \$ 10,295.42           | \$ 6,534.82          | 4.36        |
| 52112 - ERA - Retiree Health                              | \$ 110.34                | \$ 2,533.00            | \$ 2,533.00            | \$ 110.34           | \$ 1,481.52            | \$ 941.14            | 4.36        |
| 52210 - FICA Payments                                     | \$ 287.30                | \$ 7,850.00            | \$ 7,850.00            | \$ 287.30           | \$ 3,388.89            | \$ 4,173.81          | 3.66        |
| 52220 - Medicare Payments                                 | \$ 79.98                 | \$ 1,838.00            | \$ 1,838.00            | \$ 79.98            | \$ 1,073.90            | \$ 684.12            | 4.35        |
| 52311 - Health and Medical Premiums                       | \$ 749.66                | \$ 21,368.00           | \$ 21,368.00           | \$ 749.66           | \$ 9,651.76            | \$ 10,966.58         | 3.51        |
| 52312 - Life  | \$ 4.70                  | \$ 183.00              | \$ 183.00              | \$ 4.70             | \$ 63.45               | \$ 114.85            | 2.57        |
| 52313 - Dental  | \$ 48.88                 | \$ 1,221.00            | \$ 1,221.00            | \$ 48.88            | \$ 576.68              | \$ 595.44            | 4.00        |
| 52314 - Vision  | \$ 8.48                  | \$ 204.00              | \$ 204.00              | \$ 8.48             | \$ 93.28               | \$ 102.24            | 4.16        |
| 52315 - Disability  | \$ 6.12                  | \$ 158.00              | \$ 158.00              | \$ 6.12             | \$ 67.32               | \$ 84.56             | 3.87        |
| 52710 - Workers Compensation Premium                      | \$ 1,272.32              | \$ 1,159.00            | \$ 1,159.00            | \$ 1,272.32         | \$ -                   | \$ (113.32)          | 109.78      |
| 52720 - Workers Compensation Employer's Fee               | \$ -                     | \$ 32.00               | \$ 32.00               | \$ -                | \$ 19.32               | \$ 12.68             | 0.00        |
| 53215 - Psychologists - Contracted                        | \$ 3,337.28              | \$ 95,100.00           | \$ 95,100.00           | \$ 3,337.28         | \$ 36,709.84           | \$ 55,052.88         | 3.51        |
| 56113 - Software  | \$ 559.90                | \$ 7,000.00            | \$ 7,000.00            | \$ 559.90           | \$ 6,325.00            | \$ 115.10            | 8.00        |

Cycle: FY2015; 1st Detail Element: Object; 1st Detail Level: Middle; 2nd Detail Element: None; 2nd Detail Level: None; 3rd Detail Element: None; 3rd Detail Level: None; 4th Detail Element: None; 4th Detail Level: None; 5th Detail Element: None; 5th Detail Level: None; Filter: ([Fund] >= '11000') AND ([Object] >= '51000'); 1st Subtotal Element: Fund; 1st Subtotal Rollup Level: Lowest; 2nd Subtotal Element: Function; 2nd Subtotal Rollup Level: Lowest; 3rd Subtotal Element: None; 3rd Subtotal Rollup Level: None; 4th Subtotal Element: None; 4th Subtotal Rollup Level: None; 5th Subtotal Element: None; 5th Subtotal Rollup Level: None; Begin Date: 7/1/2014; End Date: 7/31/2014; Subtotal on Account Type: No; Include Encumbrances: Yes

| Object  | Actuals (Selected Range) | Adopted Budget       | Current Budget       | Actuals (YTD)       | Encumbrances (YTD)   | Available            | % of Budget |
|---|--------------------------|----------------------|----------------------|---------------------|----------------------|----------------------|-------------|
| <b>Subtotal of Element: [Function] 2100 - Support Services-</b> | <b>\$ 12,747.96</b>      | <b>\$ 282,829.00</b> | <b>\$ 282,829.00</b> | <b>\$ 12,747.96</b> | <b>\$ 143,815.14</b> | <b>\$ 126,265.90</b> | <b>4.51</b> |
| 56118 - General Supplies and Materials                          | \$ -                     | \$ 40,000.00         | \$ 40,000.00         | \$ -                | \$ 560.00            | \$ 39,440.00         | 0.00        |
| <b>Subtotal of Element: [Function] 2200 - Support Services-</b> | <b>\$ -</b>              | <b>\$ 40,000.00</b>  | <b>\$ 40,000.00</b>  | <b>\$ -</b>         | <b>\$ 560.00</b>     | <b>\$ 39,440.00</b>  | <b>0.00</b> |
| 53411 - Auditing  | \$ -                     | \$ 15,000.00         | \$ 15,000.00         | \$ -                | \$ 12,840.00         | \$ 2,160.00          | 0.00        |
| 53413 - Legal   | \$ -                     | \$ 48,150.00         | \$ 48,150.00         | \$ -                | \$ -                 | \$ 48,150.00         | 0.00        |
| 53711 - Other Charges   | \$ -                     | \$ 1,350.00          | \$ 1,350.00          | \$ -                | \$ -                 | \$ 1,350.00          | 0.00        |
| 55812 - Board Training  | \$ -                     | \$ 1,500.00          | \$ 1,500.00          | \$ -                | \$ -                 | \$ 1,500.00          | 0.00        |
| <b>Subtotal of Element: [Function] 2300 - Support Services-</b> | <b>\$ -</b>              | <b>\$ 66,000.00</b>  | <b>\$ 66,000.00</b>  | <b>\$ -</b>         | <b>\$ 12,840.00</b>  | <b>\$ 53,160.00</b>  | <b>0.00</b> |
| 51100 - Salaries Expense  | \$ 20,014.76             | \$ 293,484.00        | \$ 293,484.00        | \$ 20,014.76        | \$ 220,162.24        | \$ 53,307.00         | 6.82        |
| 51300 - Additional Compensation                                 | \$ -                     | \$ 5,000.00          | \$ 5,000.00          | \$ -                | \$ -                 | \$ 5,000.00          | 0.00        |
| 52111 - Educational Retirement                                  | \$ 2,782.06              | \$ 41,491.00         | \$ 41,491.00         | \$ 2,782.06         | \$ 30,602.64         | \$ 8,106.30          | 6.71        |
| 52112 - ERA - Retiree Health                                    | \$ 400.30                | \$ 5,971.00          | \$ 5,971.00          | \$ 400.30           | \$ 4,403.30          | \$ 1,167.40          | 6.70        |
| 52210 - FICA Payments   | \$ 999.74                | \$ 18,507.00         | \$ 18,507.00         | \$ 999.74           | \$ 8,344.15          | \$ 9,163.11          | 5.40        |
| 52220 - Medicare Payments                                       | \$ 290.22                | \$ 4,330.00          | \$ 4,330.00          | \$ 290.22           | \$ 3,192.42          | \$ 847.36            | 6.70        |
| 52311 - Health and Medical Premiums                             | \$ 840.29                | \$ 20,752.00         | \$ 20,752.00         | \$ 840.29           | \$ 9,243.31          | \$ 10,668.40         | 4.05        |
| 52312 - Life  | \$ 11.75                 | \$ 228.00            | \$ 228.00            | \$ 11.75            | \$ 155.10            | \$ 61.15             | 5.15        |
| 52313 - Dental  | \$ 47.46                 | \$ 1,158.00          | \$ 1,158.00          | \$ 47.46            | \$ 522.06            | \$ 588.48            | 4.10        |
| 52314 - Vision  | \$ 10.05                 | \$ 224.00            | \$ 224.00            | \$ 10.05            | \$ 110.67            | \$ 103.28            | 4.49        |
| 52315 - Disability  | \$ -                     | \$ 70.00             | \$ 70.00             | \$ -                | \$ -                 | \$ 70.00             | 0.00        |
| 52710 - Workers Compensation Premium                            | \$ 2,703.68              | \$ 2,541.00          | \$ 2,541.00          | \$ 2,703.68         | \$ -                 | \$ (162.68)          | 106.40      |
| 52720 - Workers Compensation Employer's Fee                     | \$ -                     | \$ 40.00             | \$ 40.00             | \$ -                | \$ 18.40             | \$ 21.60             | 0.00        |
| 53330 - Professional Development                                | \$ -                     | \$ 500.00            | \$ 500.00            | \$ -                | \$ -                 | \$ 500.00            | 0.00        |
| 53414 - Other Professional/Technical Services                   | \$ -                     | \$ 3,400.00          | \$ 3,400.00          | \$ -                | \$ -                 | \$ 3,400.00          | 0.00        |
| 53711 - Other Charges   | \$ 45.00                 | \$ 50.00             | \$ 50.00             | \$ 45.00            | \$ -                 | \$ 5.00              | 90.00       |
| 54610 - Renting Land and Buildings                              | \$ 319.00                | \$ 1,000.00          | \$ 1,000.00          | \$ 319.00           | \$ -                 | \$ 681.00            | 31.90       |
| 55813 - Employee Travel - Non-Teachers                          | \$ -                     | \$ 6,000.00          | \$ 6,000.00          | \$ -                | \$ 300.00            | \$ 5,700.00          | 0.00        |
| 55915 - Other Contract Services                                 | \$ -                     | \$ 4,500.00          | \$ 4,500.00          | \$ -                | \$ 2,805.00          | \$ 1,695.00          | 0.00        |
| 56118 - General Supplies and Materials                          | \$ 2,837.99              | \$ 20,000.00         | \$ 20,000.00         | \$ 2,837.99         | \$ 2,097.88          | \$ 15,064.13         | 14.19       |
| 57332 - Supply Assets (\$5,000 or Less)                         | \$ -                     | \$ 5,000.00          | \$ 5,000.00          | \$ -                | \$ -                 | \$ 5,000.00          | 0.00        |
| <b>Subtotal of Element: [Function] 2400 - Support Services-</b> | <b>\$ 31,302.30</b>      | <b>\$ 434,246.00</b> | <b>\$ 434,246.00</b> | <b>\$ 31,302.30</b> | <b>\$ 281,957.17</b> | <b>\$ 120,986.53</b> | <b>7.21</b> |
| 51100 - Salaries Expense  | \$ 12,868.60             | \$ 117,590.00        | \$ 117,590.00        | \$ 12,868.60        | \$ 141,554.40        | \$ (36,833.00)       | 10.94       |
| 52111 - Educational Retirement                                  | \$ 1,788.74              | \$ 16,347.00         | \$ 16,347.00         | \$ 1,788.74         | \$ 19,676.11         | \$ (5,117.85)        | 10.94       |
| 52112 - ERA - Retiree Health                                    | \$ 257.38                | \$ 2,353.00          | \$ 2,353.00          | \$ 257.38           | \$ 2,831.18          | \$ (735.56)          | 10.94       |
| 52210 - FICA Payments   | \$ 797.84                | \$ 7,293.00          | \$ 7,293.00          | \$ 797.84           | \$ 8,776.23          | \$ (2,281.07)        | 10.94       |

Cycle: FY2015; 1st Detail Element: Object; 1st Detail Level: Middle; 2nd Detail Element: None; 2nd Detail Level: None; 3rd Detail Element: None; 3rd Detail Level: None; 4th Detail Element: None; 4th Detail Level: None; 5th Detail Element: None; 5th Detail Level: None; Filter: ([Fund] >= '11000') AND ([Object] >= '51000'); 1st Subtotal Element: Fund; 1st Subtotal Rollup Level: Lowest; 2nd Subtotal Element: Function; 2nd Subtotal Rollup Level: Lowest; 3rd Subtotal Element: None; 3rd Subtotal Rollup Level: None; 4th Subtotal Element: None; 4th Subtotal Rollup Level: None; 5th Subtotal Element: None; 5th Subtotal Rollup Level: None; Begin Date: 7/1/2014; End Date: 7/31/2014; Subtotal on Account Type: No; Include Encumbrances: Yes

| Object  | Actuals (Selected Range) | Adopted Budget         | Current Budget         | Actuals (YTD)        | Encumbrances (YTD)     | Available              | % of Budget  |
|---|--------------------------|------------------------|------------------------|----------------------|------------------------|------------------------|--------------|
| 52220 - Medicare Payments   | \$ 186.60                | \$ 1,706.00            | \$ 1,706.00            | \$ 186.60            | \$ 2,052.60            | \$ (533.20)            | 10.94        |
| 52312 - Life  | \$ 10.48                 | \$ 127.00              | \$ 127.00              | \$ 10.48             | \$ 115.28              | \$ 1.24                | 8.25         |
| 52313 - Dental  | \$ 11.28                 | \$ 158.00              | \$ 158.00              | \$ 11.28             | \$ 124.08              | \$ 22.64               | 7.14         |
| 52314 - Vision  | \$ 4.78                  | \$ 102.00              | \$ 102.00              | \$ 4.78              | \$ 69.08               | \$ 28.14               | 4.69         |
| 52500 - Unemployment Compensation                                   | \$ -                     | \$ 15,000.00           | \$ 15,000.00           | \$ -                 | \$ -                   | \$ 15,000.00           | 0.00         |
| 52710 - Workers Compensation Premium                                | \$ 1,113.28              | \$ 1,001.00            | \$ 1,001.00            | \$ 1,113.28          | \$ -                   | \$ (112.28)            | 111.22       |
| 52720 - Workers Compensation Employer's Fee                         | \$ -                     | \$ 23.00               | \$ 23.00               | \$ -                 | \$ 2.12                | \$ 20.88               | 0.00         |
| 53330 - Professional Development                                    | \$ -                     | \$ 2,000.00            | \$ 2,000.00            | \$ -                 | \$ -                   | \$ 2,000.00            | 0.00         |
| 53711 - Other Charges   | \$ 50.00                 | \$ 50.00               | \$ 50.00               | \$ 50.00             | \$ -                   | \$ -                   | 100.00       |
| 54630 - Rentals of Computers and Related Equipment                  | \$ 16.05                 | \$ 800.00              | \$ 800.00              | \$ 16.05             | \$ 783.95              | \$ -                   | 2.01         |
| 55400 - Advertising   | \$ 236.31                | \$ 1,000.00            | \$ 1,000.00            | \$ 236.31            | \$ 689.48              | \$ 74.21               | 23.63        |
| 55813 - Employee Travel - Non-Teachers                              | \$ 250.00                | \$ 1,000.00            | \$ 1,000.00            | \$ 250.00            | \$ 201.48              | \$ 548.52              | 25.00        |
| 55915 - Other Contract Services                                     | \$ 2,400.00              | \$ 2,000.00            | \$ 2,000.00            | \$ 2,400.00          | \$ -                   | \$ (400.00)            | 120.00       |
| 56113 - Software  | \$ 136.23                | \$ 15,350.00           | \$ 15,350.00           | \$ 136.23            | \$ 10,437.50           | \$ 4,776.27            | 0.89         |
| 56118 - General Supplies and Materials                              | \$ 658.45                | \$ 3,000.00            | \$ 3,000.00            | \$ 658.45            | \$ 753.31              | \$ 1,588.24            | 21.95        |
| 57332 - Supply Assets (\$5,000 or Less)                             | \$ -                     | \$ 3,000.00            | \$ 3,000.00            | \$ -                 | \$ -                   | \$ 3,000.00            | 0.00         |
| <b>Subtotal of Element: [Function] 2500 - Central Services</b>      | <b>\$ 20,786.02</b>      | <b>\$ 189,900.00</b>   | <b>\$ 189,900.00</b>   | <b>\$ 20,786.02</b>  | <b>\$ 188,066.80</b>   | <b>\$ (18,952.82)</b>  | <b>10.95</b> |
| 54311 - Maintenance & Repair Furniture/Fixtures/Equipment           | \$ 819.52                | \$ 40,000.00           | \$ 40,000.00           | \$ 819.52            | \$ 9,350.00            | \$ 29,830.48           | 2.05         |
| 54312 - Maintenance & Repair - Buildings And Grounds                | \$ 2,623.85              | \$ 67,500.00           | \$ 67,500.00           | \$ 2,623.85          | \$ 23,428.11           | \$ 41,448.04           | 3.89         |
| 54416 - Communication Services                                      | \$ 1,010.28              | \$ 19,400.00           | \$ 19,400.00           | \$ 1,010.28          | \$ 9,880.00            | \$ 8,509.72            | 5.21         |
| 54610 - Renting Land and Buildings                                  | \$ 19,201.65             | \$ 305,192.00          | \$ 305,192.00          | \$ 19,201.65         | \$ 211,218.15          | \$ 74,772.20           | 6.29         |
| 55200 - Property/Liability Insurance                                | \$ 20,537.00             | \$ 40,800.00           | \$ 40,800.00           | \$ 20,537.00         | \$ -                   | \$ 20,263.00           | 50.34        |
| 56118 - General Supplies and Materials                              | \$ 815.18                | \$ 15,000.00           | \$ 15,000.00           | \$ 815.18            | \$ 528.72              | \$ 13,656.10           | 5.43         |
| 57332 - Supply Assets (\$5,000 or Less)                             | \$ -                     | \$ 5,000.00            | \$ 5,000.00            | \$ -                 | \$ 850.94              | \$ 4,149.06            | 0.00         |
| <b>Subtotal of Element: [Function] 2600 - Operation &amp; Maini</b> | <b>\$ 45,007.48</b>      | <b>\$ 492,892.00</b>   | <b>\$ 492,892.00</b>   | <b>\$ 45,007.48</b>  | <b>\$ 255,255.92</b>   | <b>\$ 192,628.60</b>   | <b>9.13</b>  |
| 55914 - Contracts - Interagency                                     | \$ -                     | \$ 1,000.00            | \$ 1,000.00            | \$ -                 | \$ -                   | \$ 1,000.00            | 0.00         |
| <b>Subtotal of Element: [Function] 3100 - Food Services Op</b>      | <b>\$ -</b>              | <b>\$ 1,000.00</b>     | <b>\$ 1,000.00</b>     | <b>\$ -</b>          | <b>\$ -</b>            | <b>\$ 1,000.00</b>     | <b>0.00</b>  |
| <b>Subtotal of Element: [Fund] 11000 - Operational</b>              | <b>\$ 156,997.14</b>     | <b>\$ 3,563,002.00</b> | <b>\$ 3,563,002.00</b> | <b>\$ 156,997.14</b> | <b>\$ 1,958,698.93</b> | <b>\$ 1,447,305.93</b> | <b>4.41</b>  |
| 56111 - Instructional Materials Cash - 50% Textbooks                | \$ -                     | \$ 59,000.00           | \$ 59,000.00           | \$ -                 | \$ 6,291.76            | \$ 52,708.24           | 0.00         |
| 56113 - Software  | \$ -                     | \$ 7,385.00            | \$ 7,385.00            | \$ -                 | \$ -                   | \$ 7,385.00            | 0.00         |
| 56118 - General Supplies and Materials                              | \$ -                     | \$ -                   | \$ -                   | \$ -                 | \$ 277.38              | \$ (277.38)            |              |
| 57332 - Supply Assets (\$5,000 or Less)                             | \$ 1,695.68              | \$ 10,000.00           | \$ 10,000.00           | \$ 1,695.68          | \$ -                   | \$ 8,304.32            | 16.96        |
| <b>Subtotal of Element: [Function] 1000 - Instruction</b>           | <b>\$ 1,695.68</b>       | <b>\$ 76,385.00</b>    | <b>\$ 76,385.00</b>    | <b>\$ 1,695.68</b>   | <b>\$ 6,569.14</b>     | <b>\$ 68,120.18</b>    | <b>2.22</b>  |

Cycle: FY2015; 1st Detail Element: Object; 1st Detail Level: Middle; 2nd Detail Element: None; 2nd Detail Level: None; 3rd Detail Element: None; 3rd Detail Level: None; 4th Detail Element: None; 4th Detail Level: None; 5th Detail Element: None; 5th Detail Level: None; Filter: ([Fund] >= '11000') AND ([Object] >= '51000'); 1st Subtotal Element: Fund; 1st Subtotal Rollup Level: Lowest; 2nd Subtotal Element: Function; 2nd Subtotal Rollup Level: Lowest; 3rd Subtotal Element: None; 3rd Subtotal Rollup Level: None; 4th Subtotal Element: None; 4th Subtotal Rollup Level: None; 5th Subtotal Element: None; 5th Subtotal Rollup Level: None; Begin Date: 7/1/2014; End Date: 7/31/2014; Subtotal on Account Type: No; Include Encumbrances: Yes

| Object  | Actuals (Selected Range) | Adopted Budget         | Current Budget         | Actuals (YTD)        | Encumbrances (YTD)     | Available              | % of Budget |
|---|--------------------------|------------------------|------------------------|----------------------|------------------------|------------------------|-------------|
| <b>Subtotal of Element: [Fund] 14000 - Total Instructional M</b>  | <b>\$ 1,695.68</b>       | <b>\$ 76,385.00</b>    | <b>\$ 76,385.00</b>    | <b>\$ 1,695.68</b>   | <b>\$ 6,569.14</b>     | <b>\$ 68,120.18</b>    | 2.22        |
| 51100 - Salaries Expense  | \$ -                     | \$ 100,000.00          | \$ 100,000.00          | \$ -                 | \$ -                   | \$ 100,000.00          | 0.00        |
| 52111 - Educational Retirement                                    | \$ -                     | \$ 13,900.00           | \$ 13,900.00           | \$ -                 | \$ -                   | \$ 13,900.00           | 0.00        |
| 52112 - ERA - Retiree Health                                      | \$ -                     | \$ 2,000.00            | \$ 2,000.00            | \$ -                 | \$ -                   | \$ 2,000.00            | 0.00        |
| 52210 - FICA Payments   | \$ -                     | \$ 6,200.00            | \$ 6,200.00            | \$ -                 | \$ -                   | \$ 6,200.00            | 0.00        |
| 52220 - Medicare Payments   | \$ -                     | \$ 1,450.00            | \$ 1,450.00            | \$ -                 | \$ -                   | \$ 1,450.00            | 0.00        |
| 52311 - Health and Medical Premiums                               | \$ -                     | \$ 20,760.00           | \$ 20,760.00           | \$ -                 | \$ -                   | \$ 20,760.00           | 0.00        |
| 52312 - Life  | \$ -                     | \$ 114.00              | \$ 114.00              | \$ -                 | \$ -                   | \$ 114.00              | 0.00        |
| 52313 - Dental  | \$ -                     | \$ 1,174.00            | \$ 1,174.00            | \$ -                 | \$ -                   | \$ 1,174.00            | 0.00        |
| 52314 - Vision  | \$ -                     | \$ 204.00              | \$ 204.00              | \$ -                 | \$ -                   | \$ 204.00              | 0.00        |
| 52315 - Disability  | \$ -                     | \$ 174.00              | \$ 174.00              | \$ -                 | \$ -                   | \$ 174.00              | 0.00        |
| 52710 - Workers Compensation Premium                              | \$ -                     | \$ 930.00              | \$ 930.00              | \$ -                 | \$ -                   | \$ 930.00              | 0.00        |
| 52720 - Workers Compensation Employer's Fee                       | \$ -                     | \$ 20.00               | \$ 20.00               | \$ -                 | \$ -                   | \$ 20.00               | 0.00        |
| 57332 - Supply Assets (\$5,000 or Less)                           | \$ -                     | \$ 28,074.00           | \$ 28,074.00           | \$ -                 | \$ -                   | \$ 28,074.00           | 0.00        |
| <b>Subtotal of Element: [Function] 1000 - Instruction</b>         | <b>\$ -</b>              | <b>\$ 175,000.00</b>   | <b>\$ 175,000.00</b>   | <b>\$ -</b>          | <b>\$ -</b>            | <b>\$ 175,000.00</b>   | 0.00        |
| <b>Subtotal of Element: [Fund] 26141 - Daniels Fund</b>           | <b>\$ -</b>              | <b>\$ 175,000.00</b>   | <b>\$ 175,000.00</b>   | <b>\$ -</b>          | <b>\$ -</b>            | <b>\$ 175,000.00</b>   | 0.00        |
| 57332 - Supply Assets (\$5,000 or Less)                           | \$ -                     | \$ 50,000.00           | \$ 50,000.00           | \$ -                 | \$ -                   | \$ 50,000.00           | 0.00        |
| <b>Subtotal of Element: [Function] 4000 - Capital Outlay</b>      | <b>\$ -</b>              | <b>\$ 50,000.00</b>    | <b>\$ 50,000.00</b>    | <b>\$ -</b>          | <b>\$ -</b>            | <b>\$ 50,000.00</b>    | 0.00        |
| <b>Subtotal of Element: [Fund] 31400 - Special Capital Outlay</b> | <b>\$ -</b>              | <b>\$ 50,000.00</b>    | <b>\$ 50,000.00</b>    | <b>\$ -</b>          | <b>\$ -</b>            | <b>\$ 50,000.00</b>    | 0.00        |
| 57331 - Fixed Assets (More Than \$5,000)                          | \$ -                     | \$ 818,486.00          | \$ 818,486.00          | \$ -                 | \$ -                   | \$ 818,486.00          | 0.00        |
| <b>Subtotal of Element: [Function] 4000 - Capital Outlay</b>      | <b>\$ -</b>              | <b>\$ 818,486.00</b>   | <b>\$ 818,486.00</b>   | <b>\$ -</b>          | <b>\$ -</b>            | <b>\$ 818,486.00</b>   | 0.00        |
| <b>Subtotal of Element: [Fund] 31600 - Capital Improvement</b>    | <b>\$ -</b>              | <b>\$ 818,486.00</b>   | <b>\$ 818,486.00</b>   | <b>\$ -</b>          | <b>\$ -</b>            | <b>\$ 818,486.00</b>   | 0.00        |
| 57332 - Supply Assets (\$5,000 or Less)                           | \$ 4,010.64              | \$ 4,032.00            | \$ 4,032.00            | \$ 4,010.64          | \$ 96.50               | \$ (75.14)             | 99.47       |
| <b>Subtotal of Element: [Function] 4000 - Capital Outlay</b>      | <b>\$ 4,010.64</b>       | <b>\$ 4,032.00</b>     | <b>\$ 4,032.00</b>     | <b>\$ 4,010.64</b>   | <b>\$ 96.50</b>        | <b>\$ (75.14)</b>      | 99.47       |
| <b>Subtotal of Element: [Fund] 31700 - Capital Improvement</b>    | <b>\$ 4,010.64</b>       | <b>\$ 4,032.00</b>     | <b>\$ 4,032.00</b>     | <b>\$ 4,010.64</b>   | <b>\$ 96.50</b>        | <b>\$ (75.14)</b>      | 99.47       |
| <b>Total</b>  | <b>\$ 162,703.46</b>     | <b>\$ 4,686,905.00</b> | <b>\$ 4,686,905.00</b> | <b>\$ 162,703.46</b> | <b>\$ 1,965,364.57</b> | <b>\$ 2,558,836.97</b> | 3.47        |



| Description   | 11000 -<br>Operational | 14000 - Total<br>Instructional<br>Mater | 26141 - Daniels<br>Fund | 27103 - Dual<br>Credit<br>Instructional | 27106 - 2010<br>G.O. Bond<br>Student Li | 31200 - Public<br>School Capital<br>Out | 31400 - Special<br>Capital Outlay-St | 31600 - Capital<br>Improvements<br>HB-3 |
|---|------------------------|---|-------------------------|---|---|---|--------------------------------------|---|
| 41110 - Ad Valorem Taxes – School District  | \$ -                   | \$ -                                    | \$ -                    | \$ -                                    | \$ -                                    | \$ -                                    | \$ -                                 | \$ 2,970.77                             |
| 41701 - Fees – Activities   | \$ -                   | \$ -                                    | \$ -                    | \$ -                                    | \$ -                                    | \$ -                                    | \$ -                                 | \$ -                                    |
| 43101 - State Equalization Guarantee  | \$ 215,667.00          | \$ -                                    | \$ -                    | \$ -                                    | \$ -                                    | \$ -                                    | \$ -                                 | \$ -                                    |
| 43202 - State Flow-through Grant  | \$ -                   | \$ -                                    | \$ -                    | \$ 3,404.96                             | \$ -                                    | \$ -                                    | \$ 27,510.49                         | \$ -                                    |
| 43204 - Prior Year Balances   | \$ -                   | \$ -                                    | \$ -                    | \$ -                                    | \$ 2,237.62                             | \$ -                                    | \$ -                                 | \$ -                                    |
| 43211 - Instructional Materials – Cash (50%)  | \$ -                   | \$ 3,481.35                             | \$ -                    | \$ -                                    | \$ -                                    | \$ -                                    | \$ -                                 | \$ -                                    |
| <b>Total Revenue</b>  | <b>\$ 215,667.00</b>   | <b>\$ 3,481.35</b>                      | <b>\$ -</b>             | <b>\$ 3,404.96</b>                      | <b>\$ 2,237.62</b>                      | <b>\$ -</b>                             | <b>\$ 27,510.49</b>                  | <b>\$ 2,970.77</b>                      |
| 1000 - Instruction  | \$ 47,153.38           | \$ 1,695.68                             | \$ -                    | \$ -                                    | \$ -                                    | \$ -                                    | \$ -                                 | \$ -                                    |
| 2100 - Support Services-Students  | \$ 12,747.96           | \$ -                                    | \$ -                    | \$ -                                    | \$ -                                    | \$ -                                    | \$ -                                 | \$ -                                    |
| 2400 - Support Services-School Administration   | \$ 31,302.30           | \$ -                                    | \$ -                    | \$ -                                    | \$ -                                    | \$ -                                    | \$ -                                 | \$ -                                    |
| 2500 - Central Services   | \$ 20,786.02           | \$ -                                    | \$ -                    | \$ -                                    | \$ -                                    | \$ -                                    | \$ -                                 | \$ -                                    |
| 2600 - Operation & Maintenance of Plant   | \$ 45,007.48           | \$ -                                    | \$ -                    | \$ -                                    | \$ -                                    | \$ -                                    | \$ -                                 | \$ -                                    |
| 4000 - Capital Outlay   | \$ -                   | \$ -                                    | \$ -                    | \$ -                                    | \$ -                                    | \$ -                                    | \$ -                                 | \$ -                                    |
| <b>Total Expenditure</b>  | <b>\$ 156,997.14</b>   | <b>\$ 1,695.68</b>                      | <b>\$ -</b>             | <b>\$ -</b>                             | <b>\$ -</b>                             | <b>\$ -</b>                             | <b>\$ -</b>                          | <b>\$ -</b>                             |
| <b>Total Other Financing Sources (Uses)</b>   | <b>\$ -</b>            | <b>\$ -</b>                             | <b>\$ -</b>             | <b>\$ -</b>                             | <b>\$ -</b>                             | <b>\$ -</b>                             | <b>\$ -</b>                          | <b>\$ -</b>                             |
| <b>Excess (deficiency) of revenues and other financing sources over expenditures and other financing uses</b> | <b>\$ 58,669.86</b>    | <b>\$ 1,785.67</b>                      | <b>\$ -</b>             | <b>\$ 3,404.96</b>                      | <b>\$ 2,237.62</b>                      | <b>\$ -</b>                             | <b>\$ 27,510.49</b>                  | <b>\$ 2,970.77</b>                      |
| Fund Balance, Beginning of year   | \$ 1,043,401.14        | \$ 55,116.71                            | \$ 175,000.00           | \$ (3,404.96)                           | \$ (2,237.62)                           | \$ (44,863.75)                          | \$ (27,510.49)                       | \$ 625,054.16                           |
| <b>Fund Balance, End of year</b>  | <b>\$ 1,102,071.00</b> | <b>\$ 56,902.38</b>                     | <b>\$ 175,000.00</b>    | <b>\$ -</b>                             | <b>\$ -</b>                             | <b>\$ (44,863.75)</b>                   | <b>\$ -</b>                          | <b>\$ 628,024.93</b>                    |

| Description   | 31700 - Capital Improvements SB-9 | 93000 - Student Activity Account | 93100 - Yearbook Fund | 93101 - MESA     | 93102 - Bow Class | 93103 - Arts    | 93200 - Vance Scholarship | Total                  |
|---|-----------------------------------|----------------------------------|-----------------------|------------------|-------------------|-----------------|---------------------------|------------------------|
| 41110 - Ad Valorem Taxes – School District  | \$ -                              | \$ -                             | \$ -                  | \$ -             | \$ -              | \$ -            | \$ -                      | \$ 2,970.77            |
| 41701 - Fees – Activities   | \$ -                              | \$ 206.61                        | \$ -                  | \$ -             | \$ -              | \$ -            | \$ -                      | \$ 206.61              |
| 43101 - State Equalization Guarantee  | \$ -                              | \$ -                             | \$ -                  | \$ -             | \$ -              | \$ -            | \$ -                      | \$ 215,667.00          |
| 43202 - State Flow-through Grant  | \$ -                              | \$ -                             | \$ -                  | \$ -             | \$ -              | \$ -            | \$ -                      | \$ 30,915.45           |
| 43204 - Prior Year Balances   | \$ 8,721.13                       | \$ -                             | \$ -                  | \$ -             | \$ -              | \$ -            | \$ -                      | \$ 10,958.75           |
| 43211 - Instructional Materials – Cash (50%)  | \$ -                              | \$ -                             | \$ -                  | \$ -             | \$ -              | \$ -            | \$ -                      | \$ 3,481.35            |
| <b>Total Revenue</b>  | <b>\$ 8,721.13</b>                | <b>\$ 206.61</b>                 | <b>\$ -</b>           | <b>\$ -</b>      | <b>\$ -</b>       | <b>\$ -</b>     | <b>\$ -</b>               | <b>\$ 264,199.93</b>   |
| 1000 - Instruction  | \$ -                              | \$ -                             | \$ -                  | \$ -             | \$ -              | \$ -            | \$ -                      | \$ 48,849.06           |
| 2100 - Support Services-Students  | \$ -                              | \$ -                             | \$ -                  | \$ -             | \$ -              | \$ -            | \$ -                      | \$ 12,747.96           |
| 2400 - Support Services-School Administration   | \$ -                              | \$ -                             | \$ -                  | \$ -             | \$ -              | \$ -            | \$ -                      | \$ 31,302.30           |
| 2500 - Central Services   | \$ -                              | \$ -                             | \$ -                  | \$ -             | \$ -              | \$ -            | \$ -                      | \$ 20,786.02           |
| 2600 - Operation & Maintenance of Plant   | \$ -                              | \$ -                             | \$ -                  | \$ -             | \$ -              | \$ -            | \$ -                      | \$ 45,007.48           |
| 4000 - Capital Outlay   | \$ 4,010.64                       | \$ -                             | \$ -                  | \$ -             | \$ -              | \$ -            | \$ -                      | \$ 4,010.64            |
| <b>Total Expenditure</b>  | <b>\$ 4,010.64</b>                | <b>\$ -</b>                      | <b>\$ -</b>           | <b>\$ -</b>      | <b>\$ -</b>       | <b>\$ -</b>     | <b>\$ -</b>               | <b>\$ 162,703.46</b>   |
| <b>Total Other Financing Sources (Uses)</b>   | <b>\$ -</b>                       | <b>\$ -</b>                      | <b>\$ -</b>           | <b>\$ -</b>      | <b>\$ -</b>       | <b>\$ -</b>     | <b>\$ -</b>               | <b>\$ -</b>            |
| <b>Excess (deficiency) of revenues and other financing sources over expenditures and other financing uses</b> | <b>\$ 4,710.49</b>                | <b>\$ 206.61</b>                 | <b>\$ -</b>           | <b>\$ -</b>      | <b>\$ -</b>       | <b>\$ -</b>     | <b>\$ -</b>               | <b>\$ 101,496.47</b>   |
| Fund Balance, Beginning of year   | \$ (10,029.84)                    | \$ 12,217.80                     | \$ 1,804.91           | \$ 939.12        | \$ 50.37          | \$ 42.62        | \$ 1,150.00               | \$ 1,826,730.17        |
| <b>Fund Balance, End of year</b>  | <b>\$ (5,319.35)</b>              | <b>\$ 12,424.41</b>              | <b>\$ 1,804.91</b>    | <b>\$ 939.12</b> | <b>\$ 50.37</b>   | <b>\$ 42.62</b> | <b>\$ 1,150.00</b>        | <b>\$ 1,928,226.64</b> |

Cycle: FY2015; Fund Class: <All>; Fund Columns: <All Non-Zero Funds>; Account Code Expression: ([Fund] >= '11000') ; Balance Date: 7/31/2014; Detail: No

| Description   | 11000                  | 14000               | 26141                | 27103         | 27106         | 31200                 | 31400          | 31600                | 31700                | 93000               | 93100              | 93101            | 93102           | 93103           | 93200              | Total                  |
|---|------------------------|---------------------|----------------------|---------------|---------------|-----------------------|----------------|----------------------|----------------------|---------------------|--------------------|------------------|-----------------|-----------------|--------------------|------------------------|
| 11011 - Cash- NMB&T 3751  | \$ 1,134,107.07        | \$ 56,902.38        | \$ 175,000.00        | \$ -          | \$ -          | \$ (44,863.75)        | \$ -           | \$ 628,024.93        | \$ (5,319.35)        | \$ 12,424.41        | \$ 1,804.91        | \$ 939.12        | \$ 50.37        | \$ 42.62        | \$ 1,150.00        | \$ 1,960,262.71        |
| <b>Subtotal of Account Group: Assets</b>                        | <b>\$ 1,134,107.07</b> | <b>\$ 56,902.38</b> | <b>\$ 175,000.00</b> | <b>\$ -</b>   | <b>\$ -</b>   | <b>\$ (44,863.75)</b> | <b>\$ -</b>    | <b>\$ 628,024.93</b> | <b>\$ (5,319.35)</b> | <b>\$ 12,424.41</b> | <b>\$ 1,804.91</b> | <b>\$ 939.12</b> | <b>\$ 50.37</b> | <b>\$ 42.62</b> | <b>\$ 1,150.00</b> | <b>\$ 1,960,262.71</b> |
| 23124 - State Retirement System Contributions(Employee)         | \$ 4,964.72            | \$ -                | \$ -                 | \$ -          | \$ -          | \$ -                  | \$ -           | \$ -                 | \$ -                 | \$ -                | \$ -               | \$ -             | \$ -            | \$ -            | \$ -               | \$ 4,964.72            |
| 23125 - Health Insurance (Employee)                             | \$ 6,074.01            | \$ -                | \$ -                 | \$ -          | \$ -          | \$ -                  | \$ -           | \$ -                 | \$ -                 | \$ -                | \$ -               | \$ -             | \$ -            | \$ -            | \$ -               | \$ 6,074.01            |
| 23134 - State Retirement System Contributions (Employer)        | \$ 6,814.12            | \$ -                | \$ -                 | \$ -          | \$ -          | \$ -                  | \$ -           | \$ -                 | \$ -                 | \$ -                | \$ -               | \$ -             | \$ -            | \$ -            | \$ -               | \$ 6,814.12            |
| 23135 - Health Insurance (Employer)                             | \$ 9,126.60            | \$ -                | \$ -                 | \$ -          | \$ -          | \$ -                  | \$ -           | \$ -                 | \$ -                 | \$ -                | \$ -               | \$ -             | \$ -            | \$ -            | \$ -               | \$ 9,126.60            |
| 23141 - Federal Income Tax                                      | \$ 75.98               | \$ -                | \$ -                 | \$ -          | \$ -          | \$ -                  | \$ -           | \$ -                 | \$ -                 | \$ -                | \$ -               | \$ -             | \$ -            | \$ -            | \$ -               | \$ 75.98               |
| 23142 - State Income Tax  | \$ 2,966.03            | \$ -                | \$ -                 | \$ -          | \$ -          | \$ -                  | \$ -           | \$ -                 | \$ -                 | \$ -                | \$ -               | \$ -             | \$ -            | \$ -            | \$ -               | \$ 2,966.03            |
| 23143 - FICA (Employee)   | \$ 121.37              | \$ -                | \$ -                 | \$ -          | \$ -          | \$ -                  | \$ -           | \$ -                 | \$ -                 | \$ -                | \$ -               | \$ -             | \$ -            | \$ -            | \$ -               | \$ 121.37              |
| 23144 - Medicare (Employee)                                     | \$ 28.39               | \$ -                | \$ -                 | \$ -          | \$ -          | \$ -                  | \$ -           | \$ -                 | \$ -                 | \$ -                | \$ -               | \$ -             | \$ -            | \$ -            | \$ -               | \$ 28.39               |
| 23148 - Direct Deposit  | \$ 1,715.09            | \$ -                | \$ -                 | \$ -          | \$ -          | \$ -                  | \$ -           | \$ -                 | \$ -                 | \$ -                | \$ -               | \$ -             | \$ -            | \$ -            | \$ -               | \$ 1,715.09            |
| 23153 - FICA (Employer)   | \$ 121.37              | \$ -                | \$ -                 | \$ -          | \$ -          | \$ -                  | \$ -           | \$ -                 | \$ -                 | \$ -                | \$ -               | \$ -             | \$ -            | \$ -            | \$ -               | \$ 121.37              |
| 23154 - Medicare (Employer)                                     | \$ 28.39               | \$ -                | \$ -                 | \$ -          | \$ -          | \$ -                  | \$ -           | \$ -                 | \$ -                 | \$ -                | \$ -               | \$ -             | \$ -            | \$ -            | \$ -               | \$ 28.39               |
| <b>Subtotal of Account Type: Liability</b>                      | <b>\$ 32,036.07</b>    | <b>\$ -</b>         | <b>\$ -</b>          | <b>\$ -</b>   | <b>\$ -</b>   | <b>\$ -</b>           | <b>\$ -</b>    | <b>\$ -</b>          | <b>\$ -</b>          | <b>\$ -</b>         | <b>\$ -</b>        | <b>\$ -</b>      | <b>\$ -</b>     | <b>\$ -</b>     | <b>\$ -</b>        | <b>\$ 32,036.07</b>    |
| 32300 - Unreserved Fund Balance                                 | \$ 1,043,401.14        | \$ 55,116.71        | \$ 175,000.00        | \$ (3,404.96) | \$ (2,237.62) | \$ (44,863.75)        | \$ (27,510.49) | \$ 625,054.16        | \$ (10,029.84)       | \$ 12,217.80        | \$ 1,804.91        | \$ 939.12        | \$ 50.37        | \$ 42.62        | \$ 1,150.00        | \$ 1,826,730.17        |
| Net Increase/Decrease   | \$ 58,669.86           | \$ 1,785.67         | \$ -                 | \$ 3,404.96   | \$ 2,237.62   | \$ -                  | \$ 27,510.49   | \$ 2,970.77          | \$ 4,710.49          | \$ 206.61           | \$ -               | \$ -             | \$ -            | \$ -            | \$ -               | \$ 101,496.47          |
| <b>Subtotal of Account Type: Fund Balance/Retained Earnings</b> | <b>\$ 1,102,071.00</b> | <b>\$ 56,902.38</b> | <b>\$ 175,000.00</b> | <b>\$ -</b>   | <b>\$ -</b>   | <b>\$ (44,863.75)</b> | <b>\$ -</b>    | <b>\$ 628,024.93</b> | <b>\$ (5,319.35)</b> | <b>\$ 12,424.41</b> | <b>\$ 1,804.91</b> | <b>\$ 939.12</b> | <b>\$ 50.37</b> | <b>\$ 42.62</b> | <b>\$ 1,150.00</b> | <b>\$ 1,928,226.64</b> |
| <b>Subtotal of Account Group: Liabilities/Fund Balance</b>      | <b>\$ 1,134,107.07</b> | <b>\$ 56,902.38</b> | <b>\$ 175,000.00</b> | <b>\$ -</b>   | <b>\$ -</b>   | <b>\$ (44,863.75)</b> | <b>\$ -</b>    | <b>\$ 628,024.93</b> | <b>\$ (5,319.35)</b> | <b>\$ 12,424.41</b> | <b>\$ 1,804.91</b> | <b>\$ 939.12</b> | <b>\$ 50.37</b> | <b>\$ 42.62</b> | <b>\$ 1,150.00</b> | <b>\$ 1,960,262.71</b> |

FY2015

| Voucher Status | Voucher No. | Voucher Date | Description      | Approved By | Approved Date | Voucher Total |
|----------------|-------------|--------------|------------------|-------------|---------------|---------------|
| Paid           | 1034        | 7/2/2014     | NMPSIA - 2014 06 | JPeres      | 7/2/2014      | \$ 17,097.22  |
| Paid           | 1035        | 7/2/2014     | RHC - 2014 06    | JPeres      | 7/2/2014      | \$ 5,341.29   |
| Paid           | 1044        | 7/9/2014     | SW - 2014 06     | JPeres      | 7/15/2014     | \$ 4,212.01   |
| Paid           | 1045        | 7/10/2014    | ERB - 2014 06    | JPeres      | 7/15/2014     | \$ 41,357.14  |
| Paid           | 1037        | 7/15/2014    | DD - PR15-001    | JPeres      | 7/10/2014     | \$ 13,858.07  |
| Paid           | 1038        | 7/15/2014    | EFTPS - PR15-001 | JPeres      | 7/10/2014     | \$ 5,501.60   |
| Paid           | 1043        | 7/15/2014    | WC - 2014 2Q     | JPeres      | 7/15/2014     | \$ 120.40     |
| Paid           | 1046        | 7/15/2014    | DD - PR14-025    | JPeres      | 7/15/2014     | \$ 24,324.25  |
| Paid           | 1047        | 7/15/2014    | EFTPS - PR14-025 | JPeres      | 7/15/2014     | \$ 8,529.03   |
| Paid           | 1055        | 7/30/2014    | DD - PR15-002    | JPeres      | 7/29/2014     | \$ 14,153.97  |
| Paid           | 1056        | 7/30/2014    | EFTPS - PR15-002 | JPeres      | 7/29/2014     | \$ 4,900.47   |
| Paid           | 1048        | 7/31/2014    | DD - PR14-026    | JPeres      | 7/29/2014     | \$ 24,324.28  |
| Paid           | 1049        | 7/31/2014    | EFTPS - PR14-026 | JPeres      | 7/29/2014     | \$ 8,528.94   |
|                |             |              |                  |             |               | \$ 172,248.67 |

Accounting Cycle: FY2015; Voucher: <All>; Warrant Status: Non-Void; Order By: Warrant; Begin Date: 7/1/2014;  
End Date: 7/31/2014

| Warrant Date | Warrant Number | Vendor  | Amount               |
|--------------|----------------|---|----------------------|
| 07/02/2014   | 6396           | Aguilar Custodian Services                                  | \$ 529.65            |
| 07/09/2014   | 6397           | Albuquerque Publishing Company                              | \$ 236.31            |
| 07/09/2014   | 6398           | Comcast Cable   | \$ 128.29            |
| 07/09/2014   | 6399           | Gopher  | \$ 992.74            |
| 07/09/2014   | 6400           | Hayes Software Systems                                      | \$ 2,740.00          |
| 07/09/2014   | 6401           | Lewan & Associates, Inc.                                    | \$ 332.24            |
| 07/09/2014   | 6402           | Sam's Club  | \$ 45.00             |
| 07/09/2014   | 6403           | UNM Continuing Education                                    | \$ 319.00            |
| 07/09/2014   | 6404           | Xerox Financial Services                                    | \$ 1,067.32          |
| 07/10/2014   | 6405           | Dunn Edwards  | \$ 139.20            |
| 07/10/2014   | 6406           | Herff Jones   | \$ 1,395.95          |
| 07/10/2014   | 6407           | New Mexico Activities Assoc.                                | \$ 100.00            |
| 07/16/2014   | 6409           | Aguilar Custodian Services                                  | \$ 1,351.41          |
| 07/16/2014   | 6410           | 2010 National Charter School Conference                     | \$ 137.00            |
| 07/16/2014   | 6412           | NMASBO  | \$ 300.00            |
| 07/16/2014   | 6413           | Purchase Power  | \$ 520.99            |
| 07/17/2014   |                | NMPSIA Risk   | \$ 36,441.00         |
| 07/24/2014   | 6414           | 8x8, Inc  | \$ 578.28            |
| 07/24/2014   | 6415           | Absolut Floor Care  | \$ 425.00            |
| 07/24/2014   | 6416           | Amazon.com  | \$ 320.52            |
| 07/24/2014   | 6417           | Rackspace   | \$ 20.24             |
| 07/24/2014   | 6418           | Coutler Ventures, LLC                                       | \$ 702.94            |
| 07/24/2014   | 6419           | Science & Technology Park @ UNM: Property Management Office | \$ 19,201.65         |
| 07/24/2014   | 6420           | Wiper Supply & Chemical                                     | \$ 675.98            |
| 07/31/2014   | 6422           | Aguilar Custodian Services                                  | \$ 317.79            |
| 07/31/2014   | 6423           | Business Printing Service                                   | \$ 1,706.97          |
| 07/31/2014   | 6424           | CDW-G   | \$ 31,001.17         |
| 07/31/2014   | 6425           | Comcast Cable   | \$ 303.71            |
| 07/31/2014   | 6426           | Jane Brandt   | \$ 3,337.28          |
| 07/31/2014   | 6427           | Lewan & Associates, Inc.                                    | \$ 487.28            |
| 07/31/2014   | 6428           | Pitney Bowes  | \$ 16.05             |
| 07/31/2014   | 6429           | Purchase Power  | \$ 579.52            |
| 07/31/2014   | 6430           | Staples Advantage   | \$ 562.35            |
| 07/31/2014   | 6431           | Tobias, Judy  | \$ 75.00             |
| 07/31/2014   | 6432           | Wilcomp Software  | \$ 559.90            |
| <b>Total</b> |                |   | <b>\$ 107,647.73</b> |

Accounting Cycle: FY2015; Voucher: &lt;All&gt;; Warrant Status: Non-Void; Order By: Warrant; Begin Date: 7/1/2014; End Date: 7/31/2014

| Voucher Number  | Bank Name                         | Account Number                                    | Warrant Number |                     |
|-----------------|-----------------------------------|---|----------------|---------------------|
| AP15-005        | NM Bank & Trust                   | 6173751   |                |                     |
| Vendor          | Account Code                      | Description                                       | PO Number      | Amount              |
| NMPSIA Risk     | 11000-2600-55200-0000-524001-0000 | Property Insurance                                | AIMS15-036     | \$ 2,782.00         |
| NMPSIA Risk     | 11000-2600-55200-0000-524001-0000 | General Liability Insurance                       | AIMS15-036     | \$ 16,908.00        |
| NMPSIA Risk     | 11000-2600-55200-0000-524001-0000 | Auto Liability Insurance                          | AIMS15-036     | \$ 676.00           |
| NMPSIA Risk     | 11000-2600-55200-0000-524001-0000 | Mandatory Catastrophic Student Accident Insurance | AIMS15-036     | \$ 171.00           |
| NMPSIA Risk     | 11000-1000-52710-0000-524001-0000 | Workers' Compensation Insurance                   | AIMS15-036     | \$ 10,814.72        |
| NMPSIA Risk     | 11000-2400-52710-0000-524001-0000 | Workers' Compensation Insurance                   | AIMS15-036     | \$ 2,703.68         |
| NMPSIA Risk     | 11000-2500-52710-0000-524001-0000 | Workers' Compensation Insurance                   | AIMS15-036     | \$ 1,113.28         |
| NMPSIA Risk     | 11000-2100-52710-0000-524001-0000 | Workers' Compensation Insurance                   | AIMS15-036     | \$ 1,272.32         |
| <b>Subtotal</b> |                                   |   |                | <b>\$ 36,441.00</b> |

| Voucher Number             | Bank Name                         | Account Number                         | Warrant Number |                  |
|----------------------------|-----------------------------------|--|----------------|------------------|
| AP15-001                   | NM Bank & Trust                   | 6173751                                | 6396           |                  |
| Vendor                     | Account Code                      | Description                            | PO Number      | Amount           |
| Aguilar Custodian Services | 11000-2600-54312-0000-524001-0000 | Custodial Services for Non School Days | AIMS14-036     | \$ 225.00        |
| Aguilar Custodian Services | 11000-2600-54312-0000-524001-0000 | Tax                                    | AIMS14-036     | \$ 15.75         |
| Aguilar Custodian Services | 11000-2600-54312-0000-524001-0000 | Custodial Services for Non School Days | AIMS14-036     | \$ 45.00         |
| Aguilar Custodian Services | 11000-2600-54312-0000-524001-0000 | Tax                                    | AIMS14-036     | \$ 3.15          |
| Aguilar Custodian Services | 11000-2600-54312-0000-524001-0000 | Custodial Services for Non School Days | AIMS14-036     | \$ 225.00        |
| Aguilar Custodian Services | 11000-2600-54312-0000-524001-0000 | Tax                                    | AIMS14-036     | \$ 15.75         |
| <b>Subtotal</b>            |                                   |  |                | <b>\$ 529.65</b> |

| Voucher Number                 | Bank Name                         | Account Number                         | Warrant Number |                  |
|--------------------------------|-----------------------------------|--|----------------|------------------|
| AP15-002                       | NM Bank & Trust                   | 6173751                                | 6397           |                  |
| Vendor                         | Account Code                      | Description                            | PO Number      | Amount           |
| Albuquerque Publishing Company | 11000-2500-55400-0000-524001-0000 | SUNDAY AD FOR ENGLISH TEACHER POSITION | AIMS14-319     | \$ 236.31        |
| <b>Subtotal</b>                |                                   |  |                | <b>\$ 236.31</b> |

| Voucher Number  | Bank Name                         | Account Number                      | Warrant Number |                  |
|-----------------|-----------------------------------|-------------------------------------|----------------|------------------|
| AP15-002        | NM Bank & Trust                   | 6173751                             | 6398           |                  |
| Vendor          | Account Code                      | Description                         | PO Number      | Amount           |
| Comcast Cable   | 11000-2600-54416-0000-524001-0000 | MONTHLY INTERNET SERVICES FOR ADMIN | AIMS15-016     | \$ 128.29        |
| <b>Subtotal</b> |                                   |                                     |                | <b>\$ 128.29</b> |

| Voucher Number  | Bank Name                         | Account Number                    | Warrant Number |                  |
|-----------------|-----------------------------------|-----------------------------------|----------------|------------------|
| AP15-002        | NM Bank & Trust                   | 6173751                           | 6399           |                  |
| Vendor          | Account Code                      | Description                       | PO Number      | Amount           |
| Gopher          | 14000-1000-57332-1010-524001-0000 | RAINBOW SET OF 6 10" DODGE BALLS  | AIMS15-005     | \$ 537.30        |
| Gopher          | 14000-1000-57332-1010-524001-0000 | SHIELD REPLACEMENT BLADES 6 BLACK | AIMS15-005     | \$ 31.02         |
| Gopher          | 14000-1000-57332-1010-524001-0000 | SHIELD REPLACEMENT BLADES 6 WHITE | AIMS15-005     | \$ 31.02         |
| Gopher          | 14000-1000-57332-1010-524001-0000 | SCREAMIN 12" SETS OF ORANGE CONES | AIMS15-005     | \$ 39.90         |
| Gopher          | 14000-1000-57332-1010-524001-0000 | DELUXE VINYL FLOOR TAPE RED       | AIMS15-005     | \$ 13.35         |
| Gopher          | 14000-1000-57332-1010-524001-0000 | BALL INFLATION NEEDLES SET OF 25  | AIMS15-005     | \$ 8.05          |
| Gopher          | 14000-1000-57332-1010-524001-0000 | RAINBOW RUBBER BALL PACKS         | AIMS15-005     | \$ 332.10        |
| <b>Subtotal</b> |                                   |                                   |                | <b>\$ 992.74</b> |

| Voucher Number         | Bank Name                         | Account Number  | Warrant Number |                    |
|------------------------|-----------------------------------|---|----------------|--------------------|
| AP15-002               | NM Bank & Trust                   | 6173751   | 6400           |                    |
| Vendor                 | Account Code                      | Description   | PO Number      | Amount             |
| Hayes Software Systems | 11000-2500-55915-0000-524001-0000 | DATA CONVERSION FOR TIP WEB-IT                              | AIMS14-251     | \$ 900.00          |
| Hayes Software Systems | 11000-2500-55915-0000-524001-0000 | IMPLEMENTATION, INSTALLATION, SETUP, AND PROJECT MANAGEMENT | AIMS14-251     | \$ 1,500.00        |
| Hayes Software Systems | 11000-2500-56118-0000-524001-0000 | 1000 LABELS FOR INVENTORY                                   | AIMS14-305     | \$ 340.00          |
| <b>Subtotal</b>        |                                   |   |                | <b>\$ 2,740.00</b> |

| Voucher Number           | Bank Name                         | Account Number                | Warrant Number |           |
|--------------------------|-----------------------------------|-------------------------------|----------------|-----------|
| AP15-002                 | NM Bank & Trust                   | 6173751                       | 6401           |           |
| Vendor                   | Account Code                      | Description                   | PO Number      | Amount    |
| Lewan & Associates, Inc. | 11000-2600-54311-0000-524001-0000 | XEROX WORKCENTER SERVICE PLAN | AIMS15-013     | \$ 332.24 |

Accounting Cycle: FY2015; Voucher: &lt;All&gt;; Warrant Status: Non-Void; Order By: Warrant; Begin Date: 7/1/2014; End Date: 7/31/2014

|                 |                  |
|-----------------|------------------|
| <b>Subtotal</b> | <b>\$ 332.24</b> |
|-----------------|------------------|

| Voucher Number | Bank Name       | Account Number | Warrant Number |
|----------------|-----------------|----------------|----------------|
| AP15-002       | NM Bank & Trust | 6173751        | 6402           |

| Vendor     | Account Code                      | Description        | PO Number  | Amount   |
|------------|-----------------------------------|--------------------|------------|----------|
| Sam's Club | 11000-2400-53711-0000-524001-0000 | MEMBERSHIP RENEWAL | AIMS15-004 | \$ 45.00 |

|                 |                 |
|-----------------|-----------------|
| <b>Subtotal</b> | <b>\$ 45.00</b> |
|-----------------|-----------------|

| Voucher Number | Bank Name       | Account Number | Warrant Number |
|----------------|-----------------|----------------|----------------|
| AP15-002       | NM Bank & Trust | 6173751        | 6403           |

| Vendor                   | Account Code                      | Description  | PO Number  | Amount    |
|--------------------------|-----------------------------------|--|------------|-----------|
| UNM Continuing Education | 11000-2400-54610-0000-524001-0000 | RENTAL OF BUILDING FOR 2014 GRADUATION MAY 18, 2014 1:00-5:00 pm | AIMS14-093 | \$ 319.00 |

|                 |                  |
|-----------------|------------------|
| <b>Subtotal</b> | <b>\$ 319.00</b> |
|-----------------|------------------|

| Voucher Number | Bank Name       | Account Number | Warrant Number |
|----------------|-----------------|----------------|----------------|
| AP15-002       | NM Bank & Trust | 6173751        | 6404           |

| Vendor                   | Account Code                      | Description              | PO Number  | Amount      |
|--------------------------|-----------------------------------|--------------------------|------------|-------------|
| Xerox Financial Services | 11000-1000-54630-1010-524001-0000 | MONTHLY LEASE FOR COPIER | AIMS15-018 | \$ 1,067.32 |

|                 |                    |
|-----------------|--------------------|
| <b>Subtotal</b> | <b>\$ 1,067.32</b> |
|-----------------|--------------------|

| Voucher Number | Bank Name       | Account Number | Warrant Number |
|----------------|-----------------|----------------|----------------|
| AP15-003       | NM Bank & Trust | 6173751        | 6405           |

| Vendor       | Account Code                      | Description              | PO Number  | Amount    |
|--------------|-----------------------------------|--------------------------|------------|-----------|
| Dunn Edwards | 11000-2600-56118-0000-524001-0000 | 5 GALLON BUCKET OF PAINT | AIMS14-321 | \$ 139.20 |

|                 |                  |
|-----------------|------------------|
| <b>Subtotal</b> | <b>\$ 139.20</b> |
|-----------------|------------------|

| Voucher Number | Bank Name       | Account Number | Warrant Number |
|----------------|-----------------|----------------|----------------|
| AP15-003       | NM Bank & Trust | 6173751        | 6406           |

| Vendor      | Account Code                      | Description        | PO Number  | Amount    |
|-------------|-----------------------------------|--------------------|------------|-----------|
| Herff Jones | 11000-2400-56118-0000-524001-0000 | CAP AND GOWN UNIT  | AIMS14-262 | \$ 780.00 |
| Herff Jones | 11000-2400-56118-0000-524001-0000 | YALE BLUE HOODS    | AIMS14-262 | \$ 300.00 |
| Herff Jones | 11000-2400-56118-0000-524001-0000 | SILVER HONOR CORDS | AIMS14-262 | \$ 300.00 |
| Herff Jones | 11000-2400-56118-0000-524001-0000 | Shipping           | AIMS14-262 | \$ 15.95  |

|                 |                    |
|-----------------|--------------------|
| <b>Subtotal</b> | <b>\$ 1,395.95</b> |
|-----------------|--------------------|

| Voucher Number | Bank Name       | Account Number | Warrant Number |
|----------------|-----------------|----------------|----------------|
| AP15-003       | NM Bank & Trust | 6173751        | 6407           |

| Vendor                       | Account Code                      | Description                                   | PO Number  | Amount    |
|------------------------------|-----------------------------------|---|------------|-----------|
| New Mexico Activities Assoc. | 11000-1000-53711-9000-524001-0000 | 2014-2015 MEMBERSHIP DUES, FEES & ASSESSMENTS | AIMS15-007 | \$ 100.00 |

|                 |                  |
|-----------------|------------------|
| <b>Subtotal</b> | <b>\$ 100.00</b> |
|-----------------|------------------|

| Voucher Number | Bank Name       | Account Number | Warrant Number |
|----------------|-----------------|----------------|----------------|
| AP15-004       | NM Bank & Trust | 6173751        | 6409           |

| Vendor                     | Account Code                      | Description  | PO Number  | Amount    |
|----------------------------|-----------------------------------|--|------------|-----------|
| Aguilar Custodian Services | 11000-2600-54312-0000-524001-0000 | SUMMER REPAIR AND PAINTING                                   | AIMS14-320 | \$ 840.00 |
| Aguilar Custodian Services | 11000-2600-54312-0000-524001-0000 | Tax  | AIMS14-320 | \$ 58.80  |
| Aguilar Custodian Services | 11000-2600-54312-0000-524001-0000 | Days for custodial services during non-school calendar days. | AIMS15-023 | \$ 141.00 |
| Aguilar Custodian Services | 11000-2600-54312-0000-524001-0000 | Tax  | AIMS15-023 | \$ 9.87   |
| Aguilar Custodian Services | 11000-2600-54312-0000-524001-0000 | Days for custodial services during non-school calendar days. | AIMS15-023 | \$ 188.00 |
| Aguilar Custodian Services | 11000-2600-54312-0000-524001-0000 | Tax  | AIMS15-023 | \$ 13.16  |
| Aguilar Custodian Services | 11000-2600-54312-0000-524001-0000 | Days for custodial services during non-school calendar days. | AIMS15-023 | \$ 94.00  |
| Aguilar Custodian Services | 11000-2600-54312-0000-524001-0000 | Tax  | AIMS15-023 | \$ 6.58   |

|                 |                    |
|-----------------|--------------------|
| <b>Subtotal</b> | <b>\$ 1,351.41</b> |
|-----------------|--------------------|

| Voucher Number | Bank Name       | Account Number | Warrant Number |
|----------------|-----------------|----------------|----------------|
| AP15-004       | NM Bank & Trust | 6173751        | 6410           |

| Vendor | Account Code | Description | PO Number | Amount |
|--------|--------------|-------------|-----------|--------|
|--------|--------------|-------------|-----------|--------|

Accounting Cycle: FY2015; Voucher: &lt;All&gt;; Warrant Status: Non-Void; Order By: Warrant; Begin Date: 7/1/2014; End Date: 7/31/2014

2010 National Charter School Coi 11000-2400-56118-0000-524001-0000 AMERICAS BEST HIGH SCHOOLS PLAQUE AIMS15-002 \$ 137.00

**Subtotal** \$ 137.00

| Voucher Number | Bank Name       | Account Number | Warrant Number |
|----------------|-----------------|----------------|----------------|
| AP15-004       | NM Bank & Trust | 6173751        | 6412           |

| Vendor | Account Code                      | Description  | PO Number  | Amount    |
|--------|-----------------------------------|--|------------|-----------|
| NMASBO | 11000-2500-55813-0000-524001-0000 | Fall Conference Registration fee for Jolene Jaramillo in Taos, NM on Septemb | AIMS15-030 | \$ 250.00 |
| NMASBO | 11000-2500-53711-0000-524001-0000 | MEMBERSHIP FEE FOR 2014/2015   | AIMS15-008 | \$ 50.00  |

**Subtotal** \$ 300.00

| Voucher Number | Bank Name       | Account Number | Warrant Number |
|----------------|-----------------|----------------|----------------|
| AP15-004       | NM Bank & Trust | 6173751        | 6413           |

| Vendor         | Account Code                      | Description             | PO Number  | Amount    |
|----------------|-----------------------------------|-------------------------|------------|-----------|
| Purchase Power | 11000-2400-56118-0000-524001-0000 | POSTAGE FOR SCHOOL YEAR | AIMS15-019 | \$ 520.99 |

**Subtotal** \$ 520.99

| Voucher Number | Bank Name       | Account Number | Warrant Number |
|----------------|-----------------|----------------|----------------|
| AP15-006       | NM Bank & Trust | 6173751        | 6414           |

| Vendor   | Account Code                      | Description                                 | PO Number  | Amount    |
|----------|-----------------------------------|---|------------|-----------|
| 8x8, Inc | 11000-2600-54416-0000-524001-0000 | TELEPHONE SERVICE FOR 2014-2015 SCHOOL YEAR | AIMS15-035 | \$ 578.28 |

**Subtotal** \$ 578.28

| Voucher Number | Bank Name       | Account Number | Warrant Number |
|----------------|-----------------|----------------|----------------|
| AP15-006       | NM Bank & Trust | 6173751        | 6415           |

| Vendor             | Account Code                      | Description     | PO Number  | Amount    |
|--------------------|-----------------------------------|-----------------|------------|-----------|
| Absolut Floor Care | 11000-2600-54312-0000-524001-0000 | CARPET CLEANING | AIMS15-037 | \$ 425.00 |

**Subtotal** \$ 425.00

| Voucher Number | Bank Name       | Account Number | Warrant Number |
|----------------|-----------------|----------------|----------------|
| AP15-006       | NM Bank & Trust | 6173751        | 6416           |

| Vendor     | Account Code                      | Description   | PO Number  | Amount    |
|------------|-----------------------------------|---|------------|-----------|
| Amazon.com | 11000-2400-56118-0000-524001-0000 | FLOOR STAND FOR INDOOR FLAGPOLE                               | AIMS14-293 | \$ 21.66  |
| Amazon.com | 11000-2400-56118-0000-524001-0000 | Shipping  | AIMS14-293 | \$ 5.72   |
| Amazon.com | 11000-2400-56118-0000-524001-0000 | INDOOR OAK FLAGPOLE 8'  | AIMS14-293 | \$ 92.42  |
| Amazon.com | 11000-2400-56118-0000-524001-0000 | Shipping  | AIMS14-293 | \$ 29.90  |
| Amazon.com | 11000-2400-56118-0000-524001-0000 | AMERICAS FLAG COMPANY HW7IN EAGLE ORNAMENT                    | AIMS14-293 | \$ 19.98  |
| Amazon.com | 11000-2400-56118-0000-524001-0000 | FLOOR STAND FOR INDOOR FLAGPOLE                               | AIMS14-293 | \$ 21.66  |
| Amazon.com | 11000-2400-56118-0000-524001-0000 | Shipping  | AIMS14-293 | \$ 13.19  |
| Amazon.com | 11000-2500-56113-0000-524001-0000 | Share your own customer images Acrobat Professional XI Studer | AIMS14-316 | \$ 115.99 |

**Subtotal** \$ 320.52

| Voucher Number | Bank Name       | Account Number | Warrant Number |
|----------------|-----------------|----------------|----------------|
| AP15-006       | NM Bank & Trust | 6173751        | 6417           |

| Vendor    | Account Code                      | Description                    | PO Number  | Amount   |
|-----------|-----------------------------------|--------------------------------|------------|----------|
| Rackspace | 11000-2500-56113-0000-524001-0000 | 4 additional e-mail addresses. | AIMS15-009 | \$ 20.24 |

**Subtotal** \$ 20.24

| Voucher Number | Bank Name       | Account Number | Warrant Number |
|----------------|-----------------|----------------|----------------|
| AP15-006       | NM Bank & Trust | 6173751        | 6418           |

| Vendor                | Account Code                      | Description            | PO Number  | Amount    |
|-----------------------|-----------------------------------|------------------------|------------|-----------|
| Coutler Ventures, LLC | 14000-1000-57332-1010-524001-0000 | P-4 PULL-UP SYSTEM     | AIMS15-001 | \$ 135.00 |
| Coutler Ventures, LLC | 14000-1000-57332-1010-524001-0000 | P-4 SINGLE BRACKET     | AIMS15-001 | \$ 65.75  |
| Coutler Ventures, LLC | 14000-1000-57332-1010-524001-0000 | ROGUE GYMNASTIC RINGS  | AIMS15-001 | \$ 204.00 |
| Coutler Ventures, LLC | 14000-1000-57332-1010-524001-0000 | 18 LB ROGUE KETTLEBELL | AIMS15-001 | \$ 48.00  |
| Coutler Ventures, LLC | 14000-1000-57332-1010-524001-0000 | 26 LB ROGUE KETTLEBELL | AIMS15-001 | \$ 68.00  |
| Coutler Ventures, LLC | 14000-1000-57332-1010-524001-0000 | 35 LB ROGUE KETTLEBELL | AIMS15-001 | \$ 82.00  |
| Coutler Ventures, LLC | 14000-1000-57332-1010-524001-0000 | Shipping               | AIMS15-001 | \$ 100.19 |



Accounting Cycle: FY2015; Voucher: &lt;All&gt;; Warrant Status: Non-Void; Order By: Warrant; Begin Date: 7/1/2014; End Date: 7/31/2014

**Subtotal** **\$ 702.94**

| Voucher Number | Bank Name       | Account Number | Warrant Number |
|----------------|-----------------|----------------|----------------|
| AP15-006       | NM Bank & Trust | 6173751        | 6419           |

| Vendor                         | Account Code                      | Description           | PO Number  | Amount       |
|--------------------------------|-----------------------------------|-----------------------|------------|--------------|
| Science & Technology Park @ UI | 11000-2600-54610-0000-524001-0000 | MONTHLY PREMISES RENT | AIMS15-017 | \$ 19,201.65 |

**Subtotal** **\$ 19,201.65**

| Voucher Number | Bank Name       | Account Number | Warrant Number |
|----------------|-----------------|----------------|----------------|
| AP15-006       | NM Bank & Trust | 6173751        | 6420           |

| Vendor                  | Account Code                      | Description                  | PO Number  | Amount    |
|-------------------------|-----------------------------------|------------------------------|------------|-----------|
| Wiper Supply & Chemical | 11000-2600-56118-0000-524001-0000 | FLOOR FINISH                 | AIMS15-039 | \$ 209.16 |
| Wiper Supply & Chemical | 11000-2600-56118-0000-524001-0000 | FLOOR STRIPPER               | AIMS15-039 | \$ 42.30  |
| Wiper Supply & Chemical | 11000-2600-56118-0000-524001-0000 | BATH TISSUE                  | AIMS15-039 | \$ 53.92  |
| Wiper Supply & Chemical | 11000-2600-56118-0000-524001-0000 | 2 PLY JUMBO ROLL BATH TISSUE | AIMS15-039 | \$ 81.26  |
| Wiper Supply & Chemical | 11000-2600-56118-0000-524001-0000 | HANDSOAP                     | AIMS15-039 | \$ 57.42  |
| Wiper Supply & Chemical | 11000-2600-56118-0000-524001-0000 | ANTIBACTERIAL FOAM SOAP      | AIMS15-039 | \$ 82.32  |
| Wiper Supply & Chemical | 11000-2600-56118-0000-524001-0000 | CAN LINERS                   | AIMS15-039 | \$ 31.95  |
| Wiper Supply & Chemical | 11000-2600-56118-0000-524001-0000 | CAN LINERS                   | AIMS15-039 | \$ 111.76 |
| Wiper Supply & Chemical | 11000-2600-56118-0000-524001-0000 | LATEX GLOVES                 | AIMS15-039 | \$ 5.89   |

**Subtotal** **\$ 675.98**

| Voucher Number | Bank Name       | Account Number | Warrant Number |
|----------------|-----------------|----------------|----------------|
| AP15-007       | NM Bank & Trust | 6173751        | 6422           |

| Vendor                     | Account Code                      | Description  | PO Number  | Amount    |
|----------------------------|-----------------------------------|--|------------|-----------|
| Aguilar Custodian Services | 11000-2600-54312-0000-524001-0000 | Additional days for stripping and waxing during non-school or school days. | AIMS15-023 | \$ 297.00 |
| Aguilar Custodian Services | 11000-2600-54312-0000-524001-0000 | Tax  | AIMS15-023 | \$ 20.79  |

**Subtotal** **\$ 317.79**

| Voucher Number | Bank Name       | Account Number | Warrant Number |
|----------------|-----------------|----------------|----------------|
| AP15-007       | NM Bank & Trust | 6173751        | 6423           |

| Vendor                    | Account Code                      | Description  | PO Number  | Amount      |
|---------------------------|-----------------------------------|--|------------|-------------|
| Business Printing Service | 11000-1000-56118-1010-524001-0000 | Printing of Student Planners 2014-2015 Weekly Calendar | AIMS15-029 | \$ 1,595.30 |
| Business Printing Service | 11000-1000-56118-1010-524001-0000 | Tax  | AIMS15-029 | \$ 111.67   |

**Subtotal** **\$ 1,706.97**

| Voucher Number | Bank Name       | Account Number | Warrant Number |
|----------------|-----------------|----------------|----------------|
| AP15-007       | NM Bank & Trust | 6173751        | 6424           |

| Vendor | Account Code                      | Description  | PO Number  | Amount       |
|--------|-----------------------------------|--|------------|--------------|
| CDW-G  | 11000-1000-57332-1010-524001-0000 | Lenovo ThinkPad X140E A4-5000 500GB HD 4GB 11.6" Win 7 Pro Mfg. Part#  | AIMS15-034 | \$ 12,585.75 |
| CDW-G  | 11000-1000-57332-1010-524001-0000 | Shipping   | AIMS15-034 | \$ 185.23    |
| CDW-G  | 11000-1000-57332-1010-524001-0000 | Lenovo ThinkPad 11e Chromebook 20DU - 11.6" - Celeron N2930 - Chrome C | AIMS15-034 | \$ 13,991.25 |
| CDW-G  | 31700-4000-57332-0000-524001-0000 | Lenovo ThinkPad 11e Chromebook 20DU - 11.6" - Celeron N2930 - Chrome C | AIMS15-034 | \$ 3,228.75  |
| CDW-G  | 11000-1000-57332-1010-524001-0000 | Shipping   | AIMS15-034 | \$ 228.30    |
| CDW-G  | 31700-4000-57332-0000-524001-0000 | Shipping   | AIMS15-034 | \$ 52.69     |
| CDW-G  | 31700-4000-57332-0000-524001-0000 | Lenovo ThinkPad 11e Chromebook 20DU - 11.6" - Celeron N2930 - Chrome C | AIMS15-034 | \$ 717.50    |
| CDW-G  | 31700-4000-57332-0000-524001-0000 | Shipping   | AIMS15-034 | \$ 11.70     |

**Subtotal** **\$ 31,001.17**

| Voucher Number | Bank Name       | Account Number | Warrant Number |
|----------------|-----------------|----------------|----------------|
| AP15-007       | NM Bank & Trust | 6173751        | 6425           |

| Vendor        | Account Code                      | Description                         | PO Number  | Amount    |
|---------------|-----------------------------------|-------------------------------------|------------|-----------|
| Comcast Cable | 11000-2600-54416-0000-524001-0000 | MONTHLY INTERNET SERVICES FOR ADMIN | AIMS15-016 | \$ 128.29 |
| Comcast Cable | 11000-2600-54416-0000-524001-0000 | MONTHLY INTERNET SERVICES           | AIMS15-016 | \$ 175.42 |

**Subtotal** **\$ 303.71**

| Voucher Number | Bank Name       | Account Number | Warrant Number |
|----------------|-----------------|----------------|----------------|
| AP15-007       | NM Bank & Trust | 6173751        | 6426           |

| Vendor      | Account Code                      | Description                                  | PO Number  | Amount      |
|-------------|-----------------------------------|--|------------|-------------|
| Jane Brandt | 11000-2100-53215-0000-524001-0000 | Counseling Services for students for FY2015. | AIMS15-043 | \$ 3,337.28 |

Accounting Cycle: FY2015; Voucher: &lt;All&gt;; Warrant Status: Non-Void; Order By: Warrant; Begin Date: 7/1/2014; End Date: 7/31/2014

|                 |                    |
|-----------------|--------------------|
| <b>Subtotal</b> | <b>\$ 3,337.28</b> |
|-----------------|--------------------|

| Voucher Number | Bank Name       | Account Number | Warrant Number |
|----------------|-----------------|----------------|----------------|
| AP15-007       | NM Bank & Trust | 6173751        | 6427           |

| Vendor                   | Account Code                      | Description           | PO Number  | Amount    |
|--------------------------|-----------------------------------|-----------------------|------------|-----------|
| Lewan & Associates, Inc. | 11000-2600-54311-0000-524001-0000 | CUSTOMER SERVICE PLAN | AIMS15-013 | \$ 487.28 |

|                 |                  |
|-----------------|------------------|
| <b>Subtotal</b> | <b>\$ 487.28</b> |
|-----------------|------------------|

| Voucher Number | Bank Name       | Account Number | Warrant Number |
|----------------|-----------------|----------------|----------------|
| AP15-007       | NM Bank & Trust | 6173751        | 6428           |

| Vendor       | Account Code                      | Description            | PO Number  | Amount   |
|--------------|-----------------------------------|------------------------|------------|----------|
| Pitney Bowes | 11000-2500-54630-0000-524001-0000 | POSTAGE MACHINE RENTAL | AIMS15-012 | \$ 16.05 |

|                 |                 |
|-----------------|-----------------|
| <b>Subtotal</b> | <b>\$ 16.05</b> |
|-----------------|-----------------|

| Voucher Number | Bank Name       | Account Number | Warrant Number |
|----------------|-----------------|----------------|----------------|
| AP15-007       | NM Bank & Trust | 6173751        | 6429           |

| Vendor         | Account Code                      | Description             | PO Number  | Amount    |
|----------------|-----------------------------------|-------------------------|------------|-----------|
| Purchase Power | 11000-2400-56118-0000-524001-0000 | POSTAGE FOR SCHOOL YEAR | AIMS15-019 | \$ 579.52 |

|                 |                  |
|-----------------|------------------|
| <b>Subtotal</b> | <b>\$ 579.52</b> |
|-----------------|------------------|

| Voucher Number | Bank Name       | Account Number | Warrant Number |
|----------------|-----------------|----------------|----------------|
| AP15-007       | NM Bank & Trust | 6173751        | 6430           |

| Vendor            | Account Code                      | Description  | PO Number  | Amount   |
|-------------------|-----------------------------------|--|------------|----------|
| Staples Advantage | 11000-2500-56118-0000-524001-0000 | Staples® Top-Tab Blue Pressboard Fastener Folders, 1" Expansion, LETTER        | AIMS15-031 | \$ 31.06 |
| Staples Advantage | 11000-1000-56118-1010-524001-0000 | Westcott Soft Handle Kids 5" Value Scissors, 5" Overall Length, Pointed, Left/ | AIMS15-031 | \$ 55.20 |
| Staples Advantage | 11000-1000-56118-1010-524001-0000 | Westcott® All Purpose Preferred® Straight Scissors, Blue, 8" On Contract       | AIMS15-031 | \$ 19.00 |
| Staples Advantage | 11000-1000-56118-1010-524001-0000 | BIC® Wite-Out® Brand Cover-It® Multipurpose Correction Fluid, White, 2(        | AIMS15-031 | \$ 8.16  |
| Staples Advantage | 11000-1000-56118-1010-524001-0000 | Staples® Comfort Sticâ,ç Grip Ballpoint Stick Pens, Medium Point, 1.0 mm, f    | AIMS15-031 | \$ 5.00  |
| Staples Advantage | 11000-1000-56118-1010-524001-0000 | Staples® Comfort Sticâ,ç Grip Ballpoint Stick Pens, Medium Point, 1.0 mm, f    | AIMS15-031 | \$ 1.95  |
| Staples Advantage | 11000-1000-56118-1010-524001-0000 | Staples® Masking Tape, 1" x 60 Yards On Contract On Contract Customer I        | AIMS15-031 | \$ 20.44 |
| Staples Advantage | 11000-1000-56118-1010-524001-0000 | Staples® Masking Tape, 2" x 60 Yards On Contract On Contract Customer I        | AIMS15-031 | \$ 20.52 |
| Staples Advantage | 11000-1000-56118-1010-524001-0000 | Staples® Acrylic Utility Duct Tape, Silver, Standard Grade, 2" x 60 yds, 1 Ro  | AIMS15-031 | \$ 3.13  |
| Staples Advantage | 11000-1000-56118-1010-524001-0000 | Staples® Invisible Tape, 1" Core, Clear, 3/4" x 1,296", 12/Pk On Contract Or   | AIMS15-031 | \$ 26.90 |
| Staples Advantage | 11000-1000-56118-1010-524001-0000 | Staples® Top-Tab File Folders, 1/3 Cut, Manila, LETTER-size Holds 8 1/2" x     | AIMS15-031 | \$ 29.95 |
| Staples Advantage | 11000-1000-56118-1010-524001-0000 | Staples® Tape Dispenser, 1" Core, Black On Contract On Contract Custom         | AIMS15-031 | \$ 3.75  |
| Staples Advantage | 11000-1000-56118-1010-524001-0000 | Staples® Standard Stapler Value Pack, Fastening Capacity 20 Sheets/20 lb.,     | AIMS15-031 | \$ 5.88  |
| Staples Advantage | 11000-1000-56118-1010-524001-0000 | Staples® Card Stock Paper, 110 Lbs., White, 8 1/2"H x 11"W, 250 Sheets/Pi      | AIMS15-031 | \$ 21.12 |
| Staples Advantage | 11000-1000-56118-1010-524001-0000 | Staples® Index Cards, Ruled One Side, White, 4"H x 6"W, 500/Pk On Contr        | AIMS15-031 | \$ 16.95 |
| Staples Advantage | 11000-1000-56118-1010-524001-0000 | Staples® Index Cards, Ruled One Side, White, 3"H x 5"W, 500/Pk On Contr        | AIMS15-031 | \$ 5.95  |
| Staples Advantage | 11000-2500-56118-0000-524001-0000 | Staples® Expandable File Folder Pockets, Manila, LETTER-size Holds 8 1/2"      | AIMS15-031 | \$ 5.84  |
| Staples Advantage | 11000-2500-56118-0000-524001-0000 | Staples® Top-Tab File Pockets, Red-Rope Gusset with Mylar® Strip Reinfo        | AIMS15-031 | \$ 24.79 |
| Staples Advantage | 11000-2500-56118-0000-524001-0000 | Staples® Top-Tab File Pockets, Red-Rope Gusset with Mylar® Strip Reinfo        | AIMS15-031 | \$ 27.49 |
| Staples Advantage | 11000-2500-56118-0000-524001-0000 | Multipurpose Labels, 15/16 x 7/8, White, 400/Box Staples Item # DYM30373       | AIMS15-031 | \$ 28.72 |
| Staples Advantage | 11000-2500-56118-0000-524001-0000 | DYMO LabelWriter® White File Folder Labels, 9/16" x 3 7/16", 130/Roll, 2 Rc    | AIMS15-031 | \$ 15.58 |
| Staples Advantage | 11000-2500-56118-0000-524001-0000 | Staples® Laminated Hanging Folders, Standard Green, LETTER-size Holds          | AIMS15-031 | \$ 8.79  |
| Staples Advantage | 11000-2500-56118-0000-524001-0000 | Avery Ready Index® Table of Contents Dividers, Jan - Dec Tab, Multicolor, 8    | AIMS15-031 | \$ 27.12 |
| Staples Advantage | 11000-2500-56118-0000-524001-0000 | Staples Better® Binder, Heavy-Duty View, Green, 400-Sheet Capacity, 1 1/2"     | AIMS15-031 | \$ 17.98 |
| Staples Advantage | 11000-2500-56118-0000-524001-0000 | Staples Better® Binder, Heavy-Duty View, Green, 275-Sheet Capacity, 1" (Ri     | AIMS15-031 | \$ 48.45 |
| Staples Advantage | 11000-2500-56118-0000-524001-0000 | Staples® Better® Binder D-Ring View Binder, Green, 600-Sheet Capacity, 3       | AIMS15-031 | \$ 49.24 |
| Staples Advantage | 11000-2500-56118-0000-524001-0000 | Stanley Bostitch B777 Epicâ,ç Stapler, Fastening Capacity 25 Sheets/20 lb., R  | AIMS15-031 | \$ 13.87 |
| Staples Advantage | 11000-2500-56118-0000-524001-0000 | DYMO LabelWriter® White Address Labels, 1 1/8" x 3 1/2", 350/Roll, 2 Rolls     | AIMS15-031 | \$ 19.52 |

|                 |                  |
|-----------------|------------------|
| <b>Subtotal</b> | <b>\$ 562.35</b> |
|-----------------|------------------|

| Voucher Number | Bank Name       | Account Number | Warrant Number |
|----------------|-----------------|----------------|----------------|
| AP15-007       | NM Bank & Trust | 6173751        | 6431           |

| Vendor       | Account Code                      | Description  | PO Number  | Amount   |
|--------------|-----------------------------------|--|------------|----------|
| Tobyas, Judy | 11000-1000-56118-1010-524001-0000 | Book Reimbursement Lost Book pd \$75, found book refunding payment | AIMS15-050 | \$ 75.00 |

|                 |                 |
|-----------------|-----------------|
| <b>Subtotal</b> | <b>\$ 75.00</b> |
|-----------------|-----------------|

| Voucher Number | Bank Name       | Account Number | Warrant Number |
|----------------|-----------------|----------------|----------------|
| AP15-007       | NM Bank & Trust | 6173751        | 6432           |

| Vendor | Account Code | Description | PO Number | Amount |
|--------|--------------|-------------|-----------|--------|
|--------|--------------|-------------|-----------|--------|

Accounting Cycle: FY2015; Voucher: <All>; Warrant Status: Non-Void; Order By: Warrant; Begin Date: 7/1/2014; End Date: 7/31/2014

|                  |                                   |  |            |                             |
|------------------|-----------------------------------|--|------------|-----------------------------|
| Wilcomp Software | 11000-2100-56113-0000-524001-0000 | MONTHLY MAINTENACE FOR STUDENT DATABASE SYSTEM | AIMS15-014 | \$ 559.90                   |
| <b>Subtotal</b>  |                                   |  |            | <u>\$ 559.90</u>            |
| <b>Total</b>     |                                   |  |            | <u><u>\$ 107,647.73</u></u> |