

Albuquerque Institute for Math & Science @ UNM
Council Meeting Financial Items
Thursday, December 10, 2015

I. **BUDGET ***

BARS:

- n/a

II. **PAYROLL & ACCOUNTS PAYABLE PAYMENT VOUCHERS ***

- November 2015

III. **FINANCIAL STATEMENT REPORTS AS OF NOVEMBER 30, 2015**

- Budget Analysis
- Budget to Actual – Expenditure and Revenue
- Statement of Revenues, Expenditures and Changes in Fund Balance
- Balance Sheet Report

IV. **BANK RECONCILIATION REPORTS**

- November 2015

V. **OTHER**

- Audit Status

* Requires Governing Council approval.

Accounting Cycle: FY2016; Begin Date: 11/1/2015; End Date: 11/30/2015

Date	Check Number	Payee	Description	Amount
11/4/2015		NMPSIA-EFT	NMPSIA - 2015 10	\$ 17,191.18
11/4/2015		New Mexico Retiree Health Care Authority	RHC - 2015 10	\$ 4,293.38
11/4/2015		ERB	ERB - 2015 10	\$ 35,205.63
11/4/2015		NM Taxation & Revenue Dept	SW - 2015 10	\$ 3,735.27
11/13/2015		IRS	EFTPS - PR16-09	\$ 16,500.97
11/13/2015		FRB Chicago	DD - PR16-09	\$ 48,823.35
11/30/2015		IRS	EFTPS - PR16-10	\$ 16,078.89
11/30/2015		FRB Chicago	DD - PR16-10	\$ 48,585.96
Total				\$ 190,414.63

Accounting Cycle: FY2016; Begin Date: 11/1/2015; End Date: 11/30/2015; Bank: <All>; Sort By Element: Fund; Account Code
Expression: ([Fund] >= '11000')

Check Date	Check Number	Payee	Type	Amount
11/05/2015	7372	Ed Erler's Martial Arts Supply	Accounts Payable	\$ 393.00
11/05/2015	7373	KOJOSHO Karate Fed	Accounts Payable	\$ 60.00
11/05/2015	7374	PSAT/NMSQT	Accounts Payable	\$ 555.00
11/12/2015	7381	8x8, Inc	Accounts Payable	\$ 561.00
11/12/2015	7382	ACSL	Accounts Payable	\$ 1,675.00
11/12/2015	7383	Aguilar Custodian Services	Accounts Payable	\$ 935.73
11/12/2015	7384	EASi Therapy & Diagnostic Services, Inc	Accounts Payable	\$ 763.71
11/12/2015	7385	inAccord, P.C.	Accounts Payable	\$ 4,383.97
11/12/2015	7386	Lewan & Associates, Inc.	Accounts Payable	\$ 108.22
11/12/2015	7387	Staples Advantage	Accounts Payable	\$ 124.76
11/12/2015	7388	Yousef, Hatem	Accounts Payable	\$ 288.50
11/16/2015	7389	Amazon.com	Accounts Payable	\$ 1,771.31
11/16/2015	7390	Comcast Cable	Accounts Payable	\$ 490.28
11/16/2015	7391	Fort Marcy Hotel Suites	Accounts Payable	\$ 1,569.44
11/16/2015	7392	Gardenswartz Team Sales	Accounts Payable	\$ 600.00
11/16/2015	7393	Jane Brandt	Accounts Payable	\$ 1,852.33
11/16/2015	7394	Lenovo Inc.	Accounts Payable	\$ 1,972.20
11/16/2015	7395	Pitney Bowes	Accounts Payable	\$ 16.08
11/16/2015	7396	Scantron Corporation	Accounts Payable	\$ 281.48
11/16/2015	7397	Staples Advantage	Accounts Payable	\$ 256.54
11/16/2015	7398	UNM Cashier's Office	Accounts Payable	\$ 2,380.00
11/16/2015	7399	Wilcomp Software LLC	Accounts Payable	\$ 581.10
11/17/2015	7400	Gravina, Susan	Accounts Payable	\$ 44.97
11/23/2015	7401	Lujan, Gavin	Accounts Payable	\$ 200.00
11/23/2015	7402	Science & Technology Park @ UNM: Property Management Office	Accounts Payable	\$ 22,608.82
11/23/2015	7403	Staples Advantage	Accounts Payable	\$ 392.85
11/23/2015	7404	Thompson, Diane, PH.D.	Accounts Payable	\$ 880.04
11/23/2015	7405	UNM Cashier's Office	Accounts Payable	\$ 114.19
11/23/2015	7406	Xerox Financial Services	Accounts Payable	\$ 1,069.20
11/24/2015	7414	Aguilar Custodian Services	Accounts Payable	\$ 833.36
Total				\$ 47,763.08

Accounting Cycle: FY2016; Begin Date: 11/1/2015; End Date: 11/30/2015; Bank: <All>; Sort By Element: Fund; Account Code Expression: ([Fund] >= '11000')

Voucher Number	Bank Name	Account Number	Check Number	Payee	Amount	Type
AP16-041	NM Bank & Trust	6173751	7372	Ed Eler's Martial Arts Supply	\$ 393.00	Accounts Payable
Vendor	PO Number	Invoice #	Account Code	Description	Issue Date	Amount
Ed Eler's Martial Arts Supply	AIMS16-166	COLORED KARATE BELTS 11/2C	11000-1000-56118-9000-524001-0	KARATE BELTS	10/16/2015	\$ 393.00
Subtotal						\$ 393.00
AP16-041	NM Bank & Trust	6173751	7373	KOJOSHO Karate Fed	\$ 60.00	Accounts Payable
Vendor	PO Number	Invoice #	Account Code	Description	Issue Date	Amount
KOJOSHO Karate Fed	AIMS16-185	AIMS KARATE FEES	93000-1000-53711-1010-524001-0	KARATE TOURNAMENT FEES	10/28/2015	\$ 60.00
Subtotal						\$ 60.00
AP16-041	NM Bank & Trust	6173751	7374	PSAT/NMSQT	\$ 555.00	Accounts Payable
Vendor	PO Number	Invoice #	Account Code	Description	Issue Date	Amount
PSAT/NMSQT	AIMS15-365	320109 - 2015-2016	11000-2200-56118-0000-524001-0	PSAT for 11th Grade	05/21/2015	\$ 555.00
Subtotal						\$ 555.00
AP16-042	NM Bank & Trust	6173751	7381	8x8, Inc	\$ 561.00	Accounts Payable
Vendor	PO Number	Invoice #	Account Code	Description	Issue Date	Amount
8x8, Inc	AIMS16-010	M0077600	11000-2600-54416-0000-524001-0	TELEPHONE SERVICE	07/07/2015	\$ 561.00
Subtotal						\$ 561.00
AP16-042	NM Bank & Trust	6173751	7382	ACSL	\$ 1,675.00	Accounts Payable
Vendor	PO Number	Invoice #	Account Code	Description	Issue Date	Amount
ACSL	AIMS16-193	003 AIMS BASKETBALL	11000-1000-55915-9000-524001-0	BOYS BASKETBALL OFFICIALS	11/09/2015	\$ 720.00
ACSL	AIMS16-193	003 AIMS BASKETBALL	11000-1000-55915-9000-524001-0	EXTRA JV MS BASKETBALL GAMES	11/09/2015	\$ 35.00
ACSL	AIMS16-193	003 AIMS BASKETBALL	11000-1000-55915-9000-524001-0	GIRLS BASKETBALL OFFICIALS	11/09/2015	\$ 880.00
ACSL	AIMS16-193	003 AIMS BASKETBALL	11000-1000-55915-9000-524001-0	OFFICIAL COORDINATOR	11/09/2015	\$ 40.00
Subtotal						\$ 1,675.00
AP16-042	NM Bank & Trust	6173751	7383	Aguilar Custodian Services	\$ 935.73	Accounts Payable
Vendor	PO Number	Invoice #	Account Code	Description	Issue Date	Amount
Aguilar Custodian Services	AIMS16-030	#152	11000-2600-54312-0000-524001-0	Days for custodial services during school calendar days.	10/20/2015	\$ 485.00
Aguilar Custodian Services	AIMS16-030	#153	11000-2600-54312-0000-524001-0	Days for custodial services during school calendar days.	10/20/2015	\$ 388.00
Aguilar Custodian Services	AIMS16-030	#152	11000-2600-54312-0000-524001-0	Tax	10/20/2015	\$ 34.85
Aguilar Custodian Services	AIMS16-030	#153	11000-2600-54312-0000-524001-0	Tax	10/20/2015	\$ 27.88
Subtotal						\$ 935.73
AP16-042	NM Bank & Trust	6173751	7384	EASi Therapy & Diagnostic Services, Inc	\$ 763.71	Accounts Payable
Vendor	PO Number	Invoice #	Account Code	Description	Issue Date	Amount
EASi Therapy & Diagnostic Service	AIMS16-070	19899	11000-2100-53212-2000-524001-0	Evaluations	11/12/2015	\$ 450.00
EASi Therapy & Diagnostic Service	AIMS16-070	19899	11000-2100-53212-2000-524001-0	SPEECH LANGUAGE PATHOLOGY THERAPY SERVICES	11/12/2015	\$ 262.50
EASi Therapy & Diagnostic Service	AIMS16-070	19899	11000-2100-53212-2000-524001-0	Tax	11/12/2015	\$ 51.21
Subtotal						\$ 763.71
AP16-042	NM Bank & Trust	6173751	7385	inAccord, P.C.	\$ 4,383.97	Accounts Payable
Vendor	PO Number	Invoice #	Account Code	Description	Issue Date	Amount
inAccord, P.C.	AIMS16-043	15111031	11000-2300-53413-0000-524001-0	LEGAL SERVICES	09/16/2015	\$ 4,090.00
inAccord, P.C.	AIMS16-043	15111031	11000-2300-53413-0000-524001-0	Tax	09/16/2015	\$ 293.97
Subtotal						\$ 4,383.97
AP16-042	NM Bank & Trust	6173751	7386	Lewan & Associates, Inc.	\$ 108.22	Accounts Payable
Vendor	PO Number	Invoice #	Account Code	Description	Issue Date	Amount
Lewan & Associates, Inc.	AIMS16-164	813929	11000-1000-56118-1010-524001-0	Shipping	11/04/2015	\$ 8.22
Lewan & Associates, Inc.	AIMS16-164	813929	11000-1000-56118-1010-524001-0	Staple Refill	11/04/2015	\$ 100.00
Subtotal						\$ 108.22
AP16-042	NM Bank & Trust	6173751	7387	Staples Advantage	\$ 124.76	Accounts Payable
Vendor	PO Number	Invoice #	Account Code	Description	Issue Date	Amount
Staples Advantage	AIMS16-186	3283080164	11000-1000-56118-1010-524001-0	Pacon Tri-Fold Presentation White Board, 48" x 36", 24/Bx	10/30/2015	\$ 124.76
Subtotal						\$ 124.76
AP16-042	NM Bank & Trust	6173751	7388	Yousef, Hatem	\$ 288.50	Accounts Payable
Vendor	PO Number	Invoice #	Account Code	Description	Issue Date	Amount
Yousef, Hatem	AIMS16-196	CNM SUMMER 2015 BOOK REIM	14000-1000-56111-1010-524001-0	SPRING 2015 BOOK REIMBURSEMENT	11/12/2015	\$ 288.50

Accounting Cycle: FY2016; Begin Date: 11/1/2015; End Date: 11/30/2015; Bank: <All>; Sort By Element: Fund; Account Code Expression: ((Fund) >= '11000')

Subtotal							\$	288.50
Voucher Number	Bank Name	Account Number	Check Number	Payee	Amount	Type		
AP16-043	NM Bank & Trust	6173751	7389	Amazon.com	\$ 1,771.31	Accounts Payable		
Vendor	PO Number	Invoice #	Account Code	Description	Issue Date	Amount		
Amazon.com	AIMS16-157	121594901292	11000-1000-56118-1010-524001-0	WordLock WLX Hex MatchKey Cable Bike Lock, Black, 12mm/6-Foot by Word	10/12/2015	\$ 14.79		
Amazon.com	AIMS16-163	003827405129	11000-1000-57332-1010-524001-0	EgodayÃ New Laptop battery for Dell Alienware M11x M14x R1 R2 R3 8P6X6	10/13/2015	\$ 379.45		
Amazon.com	AIMS16-163	003828406218	11000-1000-57332-1010-524001-0	EgodayÃ New Laptop battery for Dell Alienware M11x M14x R1 R2 R3 8P6X6	10/13/2015	\$ 227.67		
Amazon.com	AIMS16-175	033454212543	11000-1000-56118-1010-524001-0	2 InKoneramÃ Replacement toner cartridges for Dell 1700 1710 1700n 1710n	10/20/2015	\$ 47.95		
Amazon.com	AIMS16-175	300996249681	11000-1000-56118-1010-524001-0	Shipping	10/20/2015	\$ 1.25		
Amazon.com	AIMS16-182	068724821776	11000-1000-57332-1010-524001-0	Shipping	10/26/2015	\$ 2.91		
Amazon.com	AIMS16-182	181253778680	11000-2400-56118-0000-524001-0	Whitmor 6044-13-CTF White Crystal Collection Over-The-Door Shoe Organizer,	10/26/2015	\$ 161.91		
Amazon.com	AIMS16-189	133307095195	11000-1000-56118-1010-524001-0	Cadmium Sticks 1 Stick-99.9% by Roto Metals	11/04/2015	\$ 19.50		
Amazon.com	AIMS16-189	10538552882	11000-1000-56118-1010-524001-0	Inorganic Ventures MSAS-10PPM 10ppm Arsenic (As) Single Element Standard	11/04/2015	\$ 36.89		
Amazon.com	AIMS16-189	193275926743	11000-1000-56118-1010-524001-0	Pure Soft Lead Ingot by Lee	11/04/2015	\$ 4.75		
Amazon.com	AIMS16-189	193275926743	11000-1000-56118-1010-524001-0	Shipping	11/04/2015	\$ 5.49		
Amazon.com	AIMS16-175	300996249681	14000-1000-56111-1010-524001-0	Holt World History Differentiated Instruction Modified Worksheets and Tests CD I	10/20/2015	\$ 104.95		
Amazon.com	AIMS16-175	300996249681	14000-1000-56111-1010-524001-0	Shipping	10/20/2015	\$ 2.74		
Amazon.com	AIMS16-182	068724821776	14000-1000-56111-1010-524001-0	Shipping	10/26/2015	\$ 1.08		
Amazon.com	AIMS16-182	068724821776	14000-1000-56111-1010-524001-0	Teacher's Edition Holt Social Studies:World History 2008	10/26/2015	\$ 60.00		
Amazon.com	AIMS16-139	233191583185	14000-1000-56108-1010-524001-0	Lifetime 90061 Portable Basketball System, 52 Inch Shatterproof Backboard by	11/04/2015	\$ 349.99		
Amazon.com	AIMS16-139	257929762589	14000-1000-56108-1010-524001-0	Lifetime 90061 Portable Basketball System, 52 Inch Shatterproof Backboard by	11/04/2015	\$ 349.99		
Subtotal							\$	1,771.31
Voucher Number	Bank Name	Account Number	Check Number	Payee	Amount	Type		
AP16-043	NM Bank & Trust	6173751	7390	Comcast Cable	\$ 490.28	Accounts Payable		
Vendor	PO Number	Invoice #	Account Code	Description	Issue Date	Amount		
Comcast Cable	AIMS16-009	8497950051224631-11/17-12/16/1	11000-2600-54416-0000-524001-0	MONTHLY INTERNET SERVICES - 1224631	08/07/2015	\$ 262.08		
Comcast Cable	AIMS16-009	8497950054265805-10/30-11/29/1	11000-2600-54416-0000-524001-0	MONTHLY INTERNET SERVICES FOR ADMIN - 4265805	08/07/2015	\$ 228.20		
Subtotal							\$	490.28
Voucher Number	Bank Name	Account Number	Check Number	Payee	Amount	Type		
AP16-043	NM Bank & Trust	6173751	7391	Fort Marcy Hotel Suites	\$ 1,569.44	Accounts Payable		
Vendor	PO Number	Invoice #	Account Code	Description	Issue Date	Amount		
Fort Marcy Hotel Suites	AIMS16-201	Res 10M64O10M64P10M64Q10M	11000-1000-55817-1010-524001-0	LODGING FOR STUDENTS FOR MODEL UN	11/16/2015	\$ 1,177.08		
Fort Marcy Hotel Suites	AIMS16-201	Res 10M64O10M64P10M64Q10M	11000-1000-55819-1010-524001-0	LODGING FOR STAFF MODEL UN	11/16/2015	\$ 392.36		
Subtotal							\$	1,569.44
Voucher Number	Bank Name	Account Number	Check Number	Payee	Amount	Type		
AP16-043	NM Bank & Trust	6173751	7392	Gardenswartz Team Sales	\$ 600.00	Accounts Payable		
Vendor	PO Number	Invoice #	Account Code	Description	Issue Date	Amount		
Gardenswartz Team Sales	AIMS16-168	021170-00	11000-1000-56118-9000-524001-0	BASKETBALL SHORTS	10/16/2015	\$ 240.00		
Gardenswartz Team Sales	AIMS16-168	021170-00	11000-1000-56118-9000-524001-0	LADIES REVERSIBLE BASKETBALL JERSEY	10/16/2015	\$ 180.00		
Gardenswartz Team Sales	AIMS16-168	021170-00	11000-1000-56118-9000-524001-0	MENS REVERSIBLE JERSEY BASKETBALL	10/16/2015	\$ 180.00		
Subtotal							\$	600.00
Voucher Number	Bank Name	Account Number	Check Number	Payee	Amount	Type		
AP16-043	NM Bank & Trust	6173751	7393	Jane Brandt	\$ 1,852.33	Accounts Payable		
Vendor	PO Number	Invoice #	Account Code	Description	Issue Date	Amount		
Jane Brandt	AIMS16-031	#09 11/01-11/15/2015	11000-2100-53414-0000-524001-0	Counseling Services for Students	08/08/2015	\$ 1,852.33		
Subtotal							\$	1,852.33
Voucher Number	Bank Name	Account Number	Check Number	Payee	Amount	Type		
AP16-043	NM Bank & Trust	6173751	7394	Lenovo Inc.	\$ 1,972.20	Accounts Payable		
Vendor	PO Number	Invoice #	Account Code	Description	Issue Date	Amount		
Lenovo Inc.	AIMS16-035	6224951750	11000-1000-57332-1010-524001-0	THINKPAD 11E	07/28/2015	\$ 1,972.20		
Subtotal							\$	1,972.20
Voucher Number	Bank Name	Account Number	Check Number	Payee	Amount	Type		
AP16-043	NM Bank & Trust	6173751	7395	Pitney Bowes	\$ 16.08	Accounts Payable		
Vendor	PO Number	Invoice #	Account Code	Description	Issue Date	Amount		
Pitney Bowes	AIMS16-005	652054	11000-2500-54630-0000-524001-0	POSTAGE MACHINE RENTAL	07/07/2015	\$ 16.08		
Subtotal							\$	16.08
Voucher Number	Bank Name	Account Number	Check Number	Payee	Amount	Type		
AP16-043	NM Bank & Trust	6173751	7396	Scantron Corporation	\$ 281.48	Accounts Payable		
Vendor	PO Number	Invoice #	Account Code	Description	Issue Date	Amount		
Scantron Corporation	AIMS16-192	6308170	11000-1000-56118-1010-524001-0	882-E Scantron Forms	11/09/2015	\$ 263.80		
Scantron Corporation	AIMS16-192	6308170	11000-1000-56118-1010-524001-0	Shipping	11/09/2015	\$ 17.68		
Subtotal							\$	281.48
Voucher Number	Bank Name	Account Number	Check Number	Payee	Amount	Type		
AP16-043	NM Bank & Trust	6173751	7397	Staples Advantage	\$ 256.54	Accounts Payable		
Vendor	PO Number	Invoice #	Account Code	Description	Issue Date	Amount		
Staples Advantage	AIMS16-162	3281905214	11000-2500-56118-0000-524001-0	Insten Premium 15' VGAMonitor Cord	10/14/2015	\$ 6.89		
Staples Advantage	AIMS16-188	3283691215	11000-1000-57332-1010-524001-0	HP LaserJet Pro M252dw Color Laser Printer	11/03/2015	\$ 229.99		
Staples Advantage	AIMS16-188	3283691214	11000-2400-56118-0000-524001-0	Brother TZe-231 Labeler Tape, Black on White, 1/2"W x 26.2'L	11/03/2015	\$ 19.66		
Subtotal							\$	256.54

Accounting Cycle: FY2016; Begin Date: 11/1/2015; End Date: 11/30/2015; Bank: <All>; Sort By Element: Fund; Account Code Expression: ((Fund) >= '11000')

Voucher Number	Bank Name	Account Number	Check Number	Payee	Amount	Type
AP16-043	NM Bank & Trust	6173751	7398	UNM Cashier's Office	\$ 2,380.00	Accounts Payable
Vendor	PO Number	Invoice #	Account Code	Description	Issue Date	Amount
UNM Cashier's Office	AIMS16-112	S3441346	11000-1000-53760-1010-524001-0	UNM CHEMISTRY COURSE FOR JUNIORS	09/08/2015	\$ 2,380.00
Subtotal						\$ 2,380.00

Voucher Number	Bank Name	Account Number	Check Number	Payee	Amount	Type
AP16-043	NM Bank & Trust	6173751	7399	Wilcomp Software LLC	\$ 581.10	Accounts Payable
Vendor	PO Number	Invoice #	Account Code	Description	Issue Date	Amount
Wilcomp Software LLC	AIMS16-023	10/02-11/01/15	11000-2100-56113-0000-524001-0	MONTHLY MAINTENANCE FOR STUDENT DATABASE SYSTEM	07/07/2015	\$ 581.10
Subtotal						\$ 581.10

Voucher Number	Bank Name	Account Number	Check Number	Payee	Amount	Type
AP16-044	NM Bank & Trust	6173751	7400	Gravina, Susan	\$ 44.97	Accounts Payable
Vendor	PO Number	Invoice #	Account Code	Description	Issue Date	Amount
Gravina, Susan	AIMS16-024	004 November 2015	11000-2400-56118-0000-524001-0	BAGELS FOR BIRTHDAYS	07/07/2015	\$ 44.97
Subtotal						\$ 44.97

Voucher Number	Bank Name	Account Number	Check Number	Payee	Amount	Type
AP16-045	NM Bank & Trust	6173751	7401	Lujan, Gavin	\$ 200.00	Accounts Payable
Vendor	PO Number	Invoice #	Account Code	Description	Issue Date	Amount
Lujan, Gavin	AIMS16-180	DJ SERVICES FOR DANCE 11/24	93100-1000-55915-1010-524001-0	DJ SERVICES FOR DANCE 11/24	10/23/2015	\$ 200.00
Subtotal						\$ 200.00

Voucher Number	Bank Name	Account Number	Check Number	Payee	Amount	Type
AP16-045	NM Bank & Trust	6173751	7402	Science & Technology Park @ UNM: Property Management Office	\$ 22,608.82	Accounts Payable
Vendor	PO Number	Invoice #	Account Code	Description	Issue Date	Amount
Science & Technology Park @ UNM	AIMS16-014	DEC 2015	11000-2600-54610-0000-524001-0	MONTHLY PREMISES RENT for 933 Bradbury	08/19/2015	\$ 20,690.15
Science & Technology Park @ UNM	AIMS16-014	DEC 2015	11000-2600-54610-0000-524001-0	Monthly Rent for 800 Bradbury	08/19/2015	\$ 1,918.67
Subtotal						\$ 22,608.82

Voucher Number	Bank Name	Account Number	Check Number	Payee	Amount	Type
AP16-045	NM Bank & Trust	6173751	7403	Staples Advantage	\$ 392.85	Accounts Payable
Vendor	PO Number	Invoice #	Account Code	Description	Issue Date	Amount
Staples Advantage	AIMS16-191	3284238803	11000-1000-56118-1010-524001-0	Westcott® All Purpose Preferred® Straight Scissors, Blue, 8"	11/09/2015	\$ 3.80
Staples Advantage	AIMS16-191	3284238803	11000-1000-56118-1010-524001-0	Domtar Bright White Cover Stock, LETTER-Size, 96 US Brightness, 67 lb., 8 1/2	11/09/2015	\$ 20.58
Staples Advantage	AIMS16-191	3284238803	11000-1000-56118-1010-524001-0	Stanley Bostitch B515 Classic Metal Stapler, Fastening Capacity 20 Sheets/20 lb	11/09/2015	\$ 16.20
Staples Advantage	AIMS16-191	3284238803	11000-1000-56118-1010-524001-0	Staples® EasyClose #10 Business Envelopes, 4 1/8" x 9 1/2", White, 500/B	11/09/2015	\$ 41.24
Staples Advantage	AIMS16-191	3284238803	11000-1000-56118-1010-524001-0	Staples® Tape Dispenser, 1" Core, Black	11/09/2015	\$ 3.00
Staples Advantage	AIMS16-191	3284238803	11000-1000-56118-1010-524001-0	Westcott® All Purpose Preferred® Bent Scissors, Blue, 8"	11/09/2015	\$ 1.90
Staples Advantage	AIMS16-191	3284238803	11000-2400-56118-0000-524001-0	Avery Permanent TrueBlock® Self-Adhesive Laser/Inkjet File Folder Labels,	11/09/2015	\$ 16.97
Staples Advantage	AIMS16-191	3284238803	11000-2400-56118-0000-524001-0	Universal Laser Printer File Folder Labels, 2/3 x 3 7/16, White, 750/PK	11/09/2015	\$ 16.29
Staples Advantage	AIMS16-191	3284238803	11000-2400-56118-0000-524001-0	Westcott KleenEarth Straight Scissors, Black, 8"	11/09/2015	\$ 3.80
Staples Advantage	AIMS16-191	3284238803	11000-2400-56118-0000-524001-0	Staples QuickStrip Left Window #10 Envelopes, 4 1/8" x 9 1/2", White, 500/Box	11/09/2015	\$ 59.56
Staples Advantage	AIMS16-191	3284238803	11000-2500-56118-0000-524001-0	Pop-up Notes 3"x3"	11/09/2015	\$ 12.95
Staples Advantage	AIMS16-191	3284238803	11000-2500-56118-0000-524001-0	Post-It Pop-up Dispenser	11/09/2015	\$ 18.69
Staples Advantage	AIMS16-191	3284238803	11000-2500-56118-0000-524001-0	Sign Here Message Flags	11/09/2015	\$ 4.11
Staples Advantage	AIMS16-191	3284238803	11000-2500-56118-0000-524001-0	Solid Assorted Color Flags	11/09/2015	\$ 5.58
Staples Advantage	AIMS16-195	3284238805	11000-1000-56118-1010-524001-0	Pacon Peacock Sulphite Construction Paper, 76 lbs., Burgundy, 9" x 12", 50 S	11/12/2015	\$ 4.86
Staples Advantage	AIMS16-195	3284238804	11000-1000-56118-1010-524001-0	Pacon Riverside Groundwood Construction Paper, 76 lbs., Light Brown, 9" x 11	11/12/2015	\$ 4.61
Staples Advantage	AIMS16-195	3284238804	11000-1000-56118-1010-524001-0	Pacon Tri-Fold Presentation White Board, 48" x 36", 24/Bx	11/12/2015	\$ 124.76
Staples Advantage	AIMS16-195	3284238805	11000-1000-56118-1010-524001-0	Pacon Peacock Sulphite Construction Paper, 76 lbs., Hot Lime, 9" x 12", 50 Sher	11/12/2015	\$ 4.86
Staples Advantage	AIMS16-195	3284238804	11000-1000-56118-1010-524001-0	Pacon Riverside Construction Paper 9" x 12", Light Blue (103599) Staples Item	11/12/2015	\$ 2.46
Staples Advantage	AIMS16-195	3284238804	11000-1000-56118-1010-524001-0	Pacon SunWorks Construction Paper, 58 lbs., Black, 9" x 12", 50 Sheets/Pk	11/12/2015	\$ 3.18
Staples Advantage	AIMS16-195	3284238805	11000-1000-56118-1010-524001-0	Pacon SunWorks Construction Paper, 58 lbs., Bright Blue, 9" x 12", 50 Sheets/P	11/12/2015	\$ 3.45
Staples Advantage	AIMS16-195	3284238804	11000-1000-56118-1010-524001-0	Pacon SunWorks Construction Paper, 58 lbs., Bright Green, 9" x 12", 50 Sheets/P	11/12/2015	\$ 3.54
Staples Advantage	AIMS16-195	3284238804	11000-1000-56118-1010-524001-0	Pacon Sunworks Construction Paper, 58 lbs., Holiday Red, 9" x 12", 50/Pk	11/12/2015	\$ 3.54
Staples Advantage	AIMS16-195	3284238804	11000-1000-56118-1010-524001-0	Pacon SunWorks Construction Paper, 58 lbs., Light Green, 9" x 12", 50 Sheets/P	11/12/2015	\$ 2.30
Staples Advantage	AIMS16-195	3284238804	11000-1000-56118-1010-524001-0	Pacon SunWorks® Construction Paper, 58 lbs., Gray, 9" x 12", 50 Sheets/Pk	11/12/2015	\$ 3.54
Staples Advantage	AIMS16-195	3284238805	11000-1000-56118-1010-524001-0	Pacon SunWorks® Construction Paper, Light Brown, 9" x 12", 50 Sheets/Pk	11/12/2015	\$ 2.30
Staples Advantage	AIMS16-195	3284238804	11000-1000-56118-1010-524001-0	Staples® Multipack Binder Clips, Mini, 3/5" Width, 1/4" Capacity, 144/Pk	11/12/2015	\$ 2.39
Staples Advantage	AIMS16-195	3284238804	11000-1000-56118-1010-524001-0	Staples® Small Metal Binder Clips Bulk Pack, Black, 3/4" Size with 3/8" Capaci	11/12/2015	\$ 2.59
Subtotal						\$ 392.85

Voucher Number	Bank Name	Account Number	Check Number	Payee	Amount	Type
AP16-045	NM Bank & Trust	6173751	7404	Thompson, Diane, PH.D.	\$ 880.04	Accounts Payable
Vendor	PO Number	Invoice #	Account Code	Description	Issue Date	Amount
Thompson, Diane, PH.D.	AIMS16-072	003-11/18/15	11000-2100-53215-2000-524001-0	PSYCHOLOGY SERVICES	08/21/2015	\$ 812.50
Thompson, Diane, PH.D.	AIMS16-072	003-11/18/15	11000-2100-53215-2000-524001-0	Tax	08/21/2015	\$ 67.54
Subtotal						\$ 880.04

Voucher Number	Bank Name	Account Number	Check Number	Payee	Amount	Type
AP16-045	NM Bank & Trust	6173751	7405	UNM Cashier's Office	\$ 114.19	Accounts Payable
Vendor	PO Number	Invoice #	Account Code	Description	Issue Date	Amount
UNM Cashier's Office	AIMS16-123	S3441680	11000-2500-53414-0000-524001-0	IT Services per Scope of Work (1) Provide Internet Service from ABQG to AIMS: 10/05/2015	10/05/2015	\$ 114.19
Subtotal						\$ 114.19

Voucher Number	Bank Name	Account Number	Check Number	Payee	Amount	Type
AP16-045	NM Bank & Trust	6173751	7406	Xerox Financial Services	\$ 1,069.20	Accounts Payable
Vendor	PO Number	Invoice #	Account Code	Description	Issue Date	Amount

Accounting Cycle: FY2016; Begin Date: 11/1/2015; End Date: 11/30/2015; Bank: <All>; Sort By Element: Fund; Account Code Expression: ((Fund) >= '11000')

Xerox Financial Services AIMS16-013 419223 11000-1000-54630-1010-524001-0 MONTHLY LEASE FOR COPIER 07/07/2015 \$ 1,069.20

Subtotal \$ 1,069.20

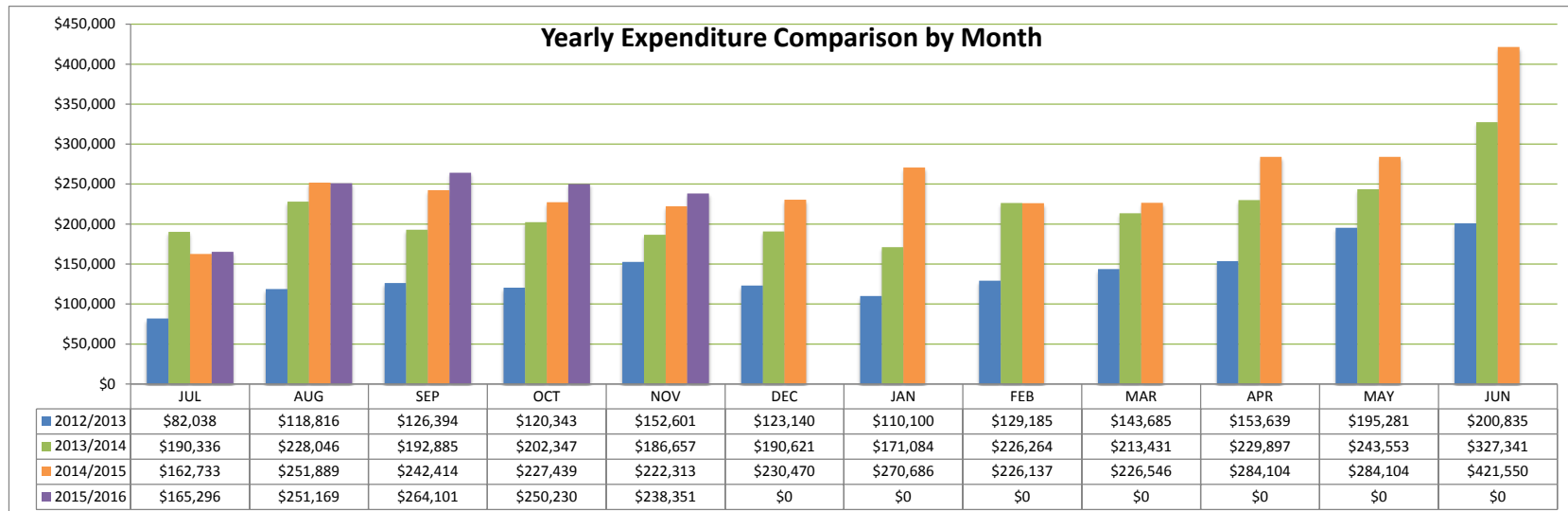
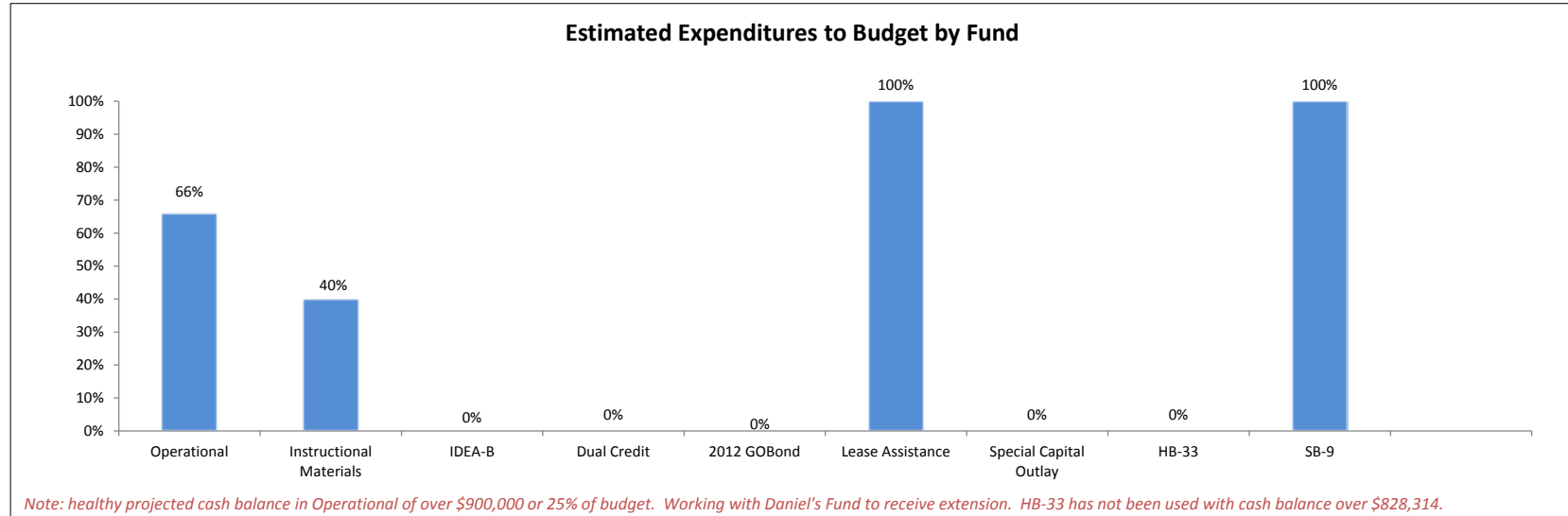
Voucher Number	Bank Name	Account Number	Check Number	Payee	Amount	Type
AP16-046	NM Bank & Trust	6173751	7414	Aguilar Custodian Services	\$ 833.36	Accounts Payable

Vendor	PO Number	Invoice #	Account Code	Description	Issue Date	Amount
Aguilar Custodian Services	AIMS16-030	#154	11000-2600-54312-0000-524001-0	Days for custodial services during school calendar days.	11/24/2015	\$ 485.00
Aguilar Custodian Services	AIMS16-030	#155	11000-2600-54312-0000-524001-0	Days for custodial services during school calendar days.	11/24/2015	\$ 194.00
Aguilar Custodian Services	AIMS16-030	#155	11000-2600-54312-0000-524001-0	Monthly clearing of outside area of school.	11/24/2015	\$ 99.00
Aguilar Custodian Services	AIMS16-030	#154	11000-2600-54312-0000-524001-0	Tax	11/24/2015	\$ 34.85
Aguilar Custodian Services	AIMS16-030	#155	11000-2600-54312-0000-524001-0	Tax	11/24/2015	\$ 20.51

Subtotal \$ 833.36

Total \$ 47,763.08

Albuquerque Institute for Math & Science @ UNM
Expenditure Analytical Review
As of November 30, 2015



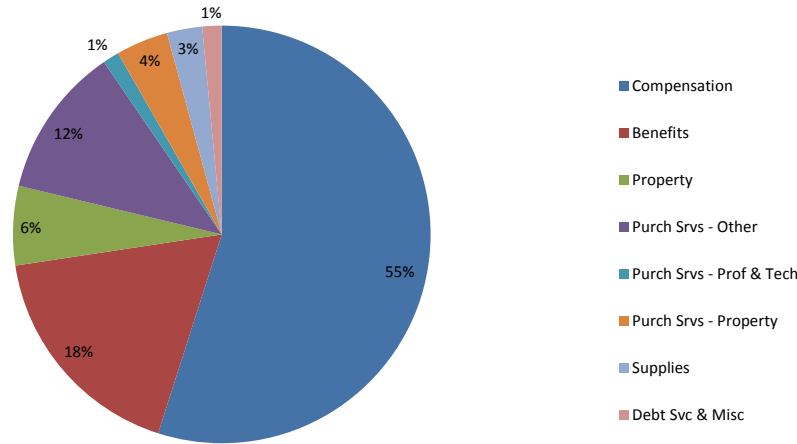
Note:

Albuquerque Institute for Math & Science @ UNM

Expenditure Analytical Review

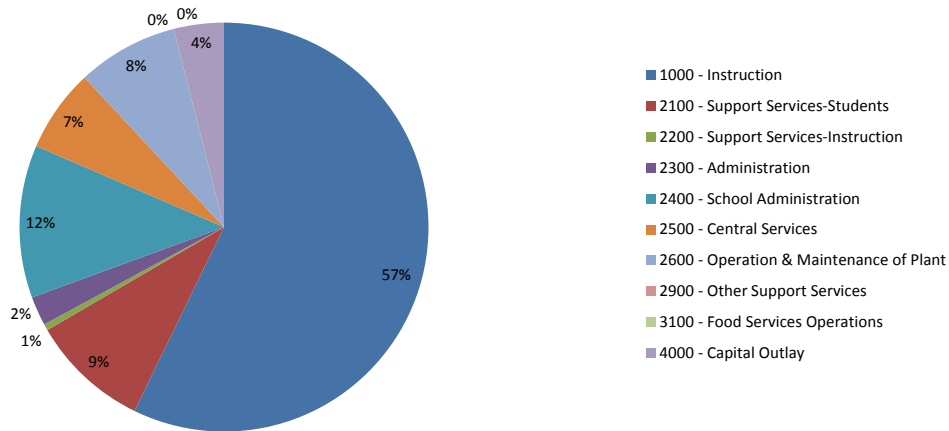
As of November 30, 2015

2016 Exp. YTD & Enc. by Object Code



Compensation: amounts paid to permanent and temporary employees.
Benefits: medical, dental, vision, disability, unemployment, etc.
Purch Svcs - Prof & Tech: ancillary, training, auditors, attorneys, accounting.
Purch Svcs - Property: maintenance & repair, utilities, lease, etc.
Purch Svcs - Other: liability insurance, advertising, travel, non-professional services.
Supplies: office, testing, textbook, food, software, etc.
Property: fixed assets, property purchase.
Debt Svc & Misc: penalties, emergency reserve, etc.

2016 Exp. YTD & Enc. by Function



1000 - Instruction: direct classroom related expenditures.
2100 - Support Services - Student: special education, school counselor, attendance, student records.
2200 - Support Services - Instruction: testing and library
2300 - Administration: auditors, legal, and governance council
2400 - School Administration: principal's office
2500 - Central Services: business office and administrative technology
2600 - Operation & Maintenance: custodial, maintenance, security, and safety
3100 - Food Services: food services operations
4000 - Capital: Lease Assistance, HB-33, and SB-9 allocations.

Cycle: FY2016; Begin Date: 11/1/2015; End Date: 11/30/2015; Account Type: Revenue; Subtotal Elements: Fund; Filter: ([Fund] >= '11000'); Subtotal By Account Type: No

Account Code	Description	Actual (Date Range)	Budget (YTD)	Actual (YTD)	Encumbrance (YTD)	Available (YTD)	% of Budget
11000-0000-41701-0000-524001-0000	Fees – Activities	\$ (1,105.00)	\$ (3,000.00)	\$ (2,880.00)	\$ -	\$ (120.00)	96.00
11000-0000-41910-0000-524001-0000	Rentals	\$ -	\$ -	\$ (1.00)	\$ -	\$ 1.00	0.00
11000-0000-41921-0000-524001-0000	Instructional - Categorical	\$ (450.00)	\$ -	\$ (450.00)	\$ -	\$ 450.00	0.00
11000-0000-41980-0000-524001-0000	Refund of Prior Year's Expenditures	\$ -	\$ -	\$ (34.96)	\$ -	\$ 34.96	0.00
11000-0000-43101-0000-524001-0000	State Equalization Guarantee	\$ (230,683.00)	\$ (2,768,199.00)	\$ (1,153,415.00)	\$ -	\$ (1,614,784.00)	41.66
Subtotal of Element: [Fund] 11000 - Operational		\$ (232,238.00)	\$ (2,771,199.00)	\$ (1,156,780.96)	\$ -	\$ (1,614,418.04)	41.74
14000-0000-43211-0000-524001-0000	Instructional Materials – Cash (50%)	\$ -	\$ (20,412.00)	\$ (20,411.63)	\$ -	\$ (0.37)	99.99
Subtotal of Element: [Fund] 14000 - Total Instructional Materials Sub-Fund		\$ -	\$ (20,412.00)	\$ (20,411.63)	\$ -	\$ (0.37)	100.00
24106-0000-44500-0000-524001-0000	Restricted Grants From the Federal Govern	\$ -	\$ (47,860.00)	\$ -	\$ -	\$ (47,860.00)	0.00
Subtotal of Element: [Fund] 24106 - Entitlement IDEA-B		\$ -	\$ (47,860.00)	\$ -	\$ -	\$ (47,860.00)	0.00
27103-0000-43202-0000-524001-0000	State Flow-through Grant	\$ -	\$ (8,736.00)	\$ (2,055.22)	\$ -	\$ (6,680.78)	23.52
Subtotal of Element: [Fund] 27103 - Dual Credit Instructional Materials/HB2		\$ -	\$ (8,736.00)	\$ (2,055.22)	\$ -	\$ (6,680.78)	23.53
27107-0000-43202-0000-524001-0000	State Flow-through Grant	\$ -	\$ (3,995.00)	\$ -	\$ -	\$ (3,995.00)	0.00
Subtotal of Element: [Fund] 27107 - 2012 GOBond Student Library SB-66		\$ -	\$ (3,995.00)	\$ -	\$ -	\$ (3,995.00)	0.00
31200-0000-43209-0000-524001-0000	PSCOC Awards	\$ -	\$ (258,100.00)	\$ (65,004.50)	\$ -	\$ (193,095.50)	25.18
Subtotal of Element: [Fund] 31200 - Public School Capital Outlay		\$ -	\$ (258,100.00)	\$ (65,004.50)	\$ -	\$ (193,095.50)	25.19
31400-0000-43204-0000-524001-0000	Prior Year Balances	\$ (3,777.81)	\$ (50,000.00)	\$ (3,777.81)	\$ -	\$ (46,222.19)	7.55
Subtotal of Element: [Fund] 31400 - Special Capital Outlay-State		\$ (3,777.81)	\$ (50,000.00)	\$ (3,777.81)	\$ -	\$ (46,222.19)	7.56
31600-0000-41110-0000-524001-0000	Ad Valorem Taxes – School District	\$ (587.82)	\$ (221,691.00)	\$ (6,500.61)	\$ -	\$ (215,190.39)	2.93
Subtotal of Element: [Fund] 31600 - Capital Improvements HB-33		\$ (587.82)	\$ (221,691.00)	\$ (6,500.61)	\$ -	\$ (215,190.39)	2.93
31700-0000-43204-0000-524001-0000	Prior Year Balances	\$ -	\$ (8,573.00)	\$ -	\$ -	\$ (8,573.00)	0.00
Subtotal of Element: [Fund] 31700 - Capital Improvements SB-9		\$ -	\$ (8,573.00)	\$ -	\$ -	\$ (8,573.00)	0.00
93000-0000-41701-0000-524001-0000	Fees – Activities	\$ (93.97)	\$ -	\$ (1,327.13)	\$ -	\$ 1,327.13	0.00
Subtotal of Element: [Fund] 93000 - Student Activity Account		\$ (93.97)	\$ -	\$ (1,327.13)	\$ -	\$ 1,327.13	0.00

Cycle: FY2016; Begin Date: 11/1/2015; End Date: 11/30/2015; Account Type: Revenue; Subtotal Elements: Fund; Filter: ([Fund] >= '11000'); Subtotal By Account Type: No

Account Code	Description	Actual (Date Range)	Budget (YTD)	Actual (YTD)	Encumbrance (YTD)	Available (YTD)	% of Budget
93100-0000-41701-0000-524001-0000	Fees – Activities	\$ (20.00)	\$ -	\$ (859.25)	\$ -	\$ 859.25	0.00
Subtotal of Element: [Fund] 93100 - Yearbook Fund		\$ (20.00)	\$ -	\$ (859.25)	\$ -	\$ 859.25	0.00
93104-0000-41701-0000-524001-0000	Fees – Activities	\$ -	\$ -	\$ (200.00)	\$ -	\$ 200.00	0.00
Subtotal of Element: [Fund] 93104 - Screen Printing		\$ -	\$ -	\$ (200.00)	\$ -	\$ 200.00	0.00
93107-0000-41701-0000-524001-0000	Fees – Activities	\$ (840.00)	\$ -	\$ (1,000.00)	\$ -	\$ 1,000.00	0.00
Subtotal of Element: [Fund] 93107 - National Honor Society		\$ (840.00)	\$ -	\$ (1,000.00)	\$ -	\$ 1,000.00	0.00
93109-0000-41701-0000-524001-0000	Fees – Activities	\$ -	\$ -	\$ (90.00)	\$ -	\$ 90.00	0.00
Subtotal of Element: [Fund] 93109 - Studio Art		\$ -	\$ -	\$ (90.00)	\$ -	\$ 90.00	0.00
Total		\$ (237,557.60)	\$ (3,390,566.00)	\$ (1,258,007.11)	\$ -	\$ (2,132,558.89)	37.10

Cycle: FY2016; 1st Detail Element: Object; 1st Detail Level: Middle; 2nd Detail Element: None; 2nd Detail Level: None; 3rd Detail Element: None; 3rd Detail Level: None; 4th Detail Element: None; 4th Detail Level: None; 5th Detail Element: None; 5th Detail Level: None; Filter: ([Fund] >= '11000') AND ([Object] >= '51000'); 1st Subtotal Element: Fund; 1st Subtotal Rollup Level: Lowest; 2nd Subtotal Element: Function; 2nd Subtotal Rollup Level: Lowest; 3rd Subtotal Element: None; 3rd Subtotal Rollup Level: None; 4th Subtotal Element: None; 4th Subtotal Rollup Level: None; 5th Subtotal Element: None; 5th Subtotal Rollup Level: None; Begin Date: 11/1/2015; End Date: 11/30/2015; Subtotal on Account Type: No; Include Encumbrances: Yes

Object	Actuals (Selected Range)	Adopted Budget	Current Budget	Actuals (YTD)	Encumbrances (YTD)	Available	% of Budget
51100 - Salaries Expense	\$ 98,499.46	\$ 1,177,792.00	\$ 1,230,821.00	\$ 396,715.26	\$ 783,711.08	\$ 50,394.66	32.23
51300 - Additional Compensation	\$ 2,337.65	\$ 28,361.00	\$ 28,361.00	\$ 9,394.10	\$ 10,574.04	\$ 8,392.86	33.12
52111 - Educational Retirement	\$ 13,356.26	\$ 167,672.00	\$ 167,672.00	\$ 53,999.16	\$ 105,485.44	\$ 8,187.40	32.21
52112 - ERA - Retiree Health	\$ 1,921.80	\$ 24,139.00	\$ 24,139.00	\$ 7,769.82	\$ 15,178.02	\$ 1,191.16	32.19
52210 - FICA Payments	\$ 5,599.64	\$ 68,881.00	\$ 68,881.00	\$ 22,558.09	\$ 44,430.43	\$ 1,892.48	32.75
52220 - Medicare Payments	\$ 1,454.74	\$ 17,506.00	\$ 17,506.00	\$ 5,851.03	\$ 11,510.25	\$ 144.72	33.42
52311 - Health and Medical Premiums	\$ 7,522.47	\$ 112,499.00	\$ 108,307.00	\$ 30,109.11	\$ 63,482.16	\$ 14,715.73	27.80
52312 - Life	\$ 110.78	\$ 1,642.00	\$ 1,642.00	\$ 404.64	\$ 877.92	\$ 359.44	24.64
52313 - Dental	\$ 391.01	\$ 6,044.00	\$ 6,044.00	\$ 1,639.75	\$ 3,304.23	\$ 1,100.02	27.13
52314 - Vision	\$ 62.04	\$ 974.00	\$ 974.00	\$ 267.52	\$ 578.36	\$ 128.12	27.47
52315 - Disability	\$ 19.79	\$ 322.00	\$ 322.00	\$ 77.07	\$ 158.32	\$ 86.61	23.93
52500 - Unemployment Compensation	\$ -	\$ 20,000.00	\$ 20,000.00	\$ 2,962.96	\$ 2,528.46	\$ 14,508.58	14.81
52710 - Workers Compensation Premium	\$ -	\$ 12,578.00	\$ 12,679.00	\$ 12,679.00	\$ -	\$ -	100.00
52720 - Workers Compensation Employer's Fee	\$ -	\$ 278.00	\$ 718.00	\$ 58.21	\$ 148.83	\$ 510.96	8.11
53330 - Professional Development	\$ -	\$ 7,500.00	\$ 7,500.00	\$ -	\$ 5,359.38	\$ 2,140.62	0.00
53414 - Other Professional/Technical Services	\$ -	\$ 3,600.00	\$ 3,700.00	\$ -	\$ 3,700.00	\$ -	0.00
53711 - Other Charges	\$ -	\$ 8,000.00	\$ 8,000.00	\$ 1,632.81	\$ 600.00	\$ 5,767.19	20.41
53760 - Tuition for Concurrent Enrollment	\$ 2,380.00	\$ 3,600.00	\$ 3,600.00	\$ 2,380.00	\$ 140.00	\$ 1,080.00	66.11
54610 - Renting Land and Buildings	\$ -	\$ -	\$ 1,000.00	\$ 347.00	\$ -	\$ 653.00	34.70
54630 - Rentals of Computers and Related Equipment	\$ 1,069.20	\$ 13,200.00	\$ 13,200.00	\$ 6,413.32	\$ 6,600.00	\$ 186.68	48.59
55817 - Student Travel	\$ 1,177.08	\$ 5,000.00	\$ 5,000.00	\$ 2,117.39	\$ 500.00	\$ 2,382.61	42.35
55819 - Employee Travel - Teachers	\$ 392.36	\$ 1,500.00	\$ 1,500.00	\$ 392.36	\$ 348.00	\$ 759.64	26.16
55915 - Other Contract Services	\$ 1,675.00	\$ 5,000.00	\$ 5,000.00	\$ 3,405.00	\$ -	\$ 1,595.00	68.10
56112 - Other Textbooks	\$ -	\$ 10,000.00	\$ 10,000.00	\$ -	\$ -	\$ 10,000.00	0.00
56113 - Software	\$ -	\$ 5,000.00	\$ 5,000.00	\$ -	\$ -	\$ 5,000.00	0.00
56118 - General Supplies and Materials	\$ 1,892.98	\$ 35,000.00	\$ 35,000.00	\$ 7,532.88	\$ 963.64	\$ 26,503.48	21.52
57331 - Fixed Assets (More Than \$5,000)	\$ -	\$ 795,996.00	\$ 745,518.00	\$ -	\$ -	\$ 745,518.00	0.00
57332 - Supply Assets (\$5,000 or Less)	\$ 2,812.22	\$ 100,000.00	\$ 100,000.00	\$ 37,581.88	\$ -	\$ 62,418.12	37.58
Subtotal of Element: [Function] 1000 - Instruction	\$ 142,674.48	\$ 2,632,084.00	\$ 2,632,084.00	\$ 606,288.36	\$ 1,060,178.56	\$ 965,617.08	23.03
51100 - Salaries Expense	\$ 12,492.02	\$ 151,904.00	\$ 151,904.00	\$ 55,649.92	\$ 94,254.08	\$ 2,000.00	36.63
52111 - Educational Retirement	\$ 1,736.40	\$ 21,117.00	\$ 21,117.00	\$ 7,735.38	\$ 13,101.39	\$ 280.23	36.63
52112 - ERA - Retiree Health	\$ 249.84	\$ 3,040.00	\$ 3,040.00	\$ 1,113.00	\$ 1,885.08	\$ 41.92	36.61
52210 - FICA Payments	\$ 661.82	\$ 8,068.00	\$ 8,068.00	\$ 2,886.86	\$ 5,054.96	\$ 126.18	35.78
52220 - Medicare Payments	\$ 181.14	\$ 2,204.00	\$ 2,204.00	\$ 806.96	\$ 1,366.71	\$ 30.33	36.61
52311 - Health and Medical Premiums	\$ 1,305.58	\$ 18,400.00	\$ 18,400.00	\$ 5,742.70	\$ 9,851.04	\$ 2,806.26	31.21
52312 - Life	\$ 10.34	\$ 183.00	\$ 183.00	\$ 46.06	\$ 78.02	\$ 58.92	25.17
52313 - Dental	\$ 68.46	\$ 1,055.00	\$ 1,055.00	\$ 304.96	\$ 516.56	\$ 233.48	28.91
52314 - Vision	\$ 13.85	\$ 148.00	\$ 176.00	\$ 61.69	\$ 104.51	\$ 9.80	35.05
52315 - Disability	\$ 15.53	\$ 200.00	\$ 200.00	\$ 68.42	\$ 117.94	\$ 13.64	34.21

Cycle: FY2016; 1st Detail Element: Object; 1st Detail Level: Middle; 2nd Detail Element: None; 2nd Detail Level: None; 3rd Detail Element: None; 3rd Detail Level: None; 4th Detail Element: None; 4th Detail Level: None; 5th Detail Element: None; 5th Detail Level: None; Filter: ([Fund] >= '11000') AND ([Object] >= '51000'); 1st Subtotal Element: Fund; 1st Subtotal Rollup Level: Lowest; 2nd Subtotal Element: Function; 2nd Subtotal Rollup Level: Lowest; 3rd Subtotal Element: None; 3rd Subtotal Rollup Level: None; 4th Subtotal Element: None; 4th Subtotal Rollup Level: None; 5th Subtotal Element: None; 5th Subtotal Rollup Level: None; Begin Date: 11/1/2015; End Date: 11/30/2015; Subtotal on Account Type: No; Include Encumbrances: Yes

Object	Actuals (Selected Range)	Adopted Budget	Current Budget	Actuals (YTD)	Encumbrances (YTD)	Available	% of Budget
52710 - Workers Compensation Premium	\$ -	\$ 1,625.00	\$ 1,625.00	\$ 1,625.00	\$ -	\$ -	100.00
52720 - Workers Compensation Employer's Fee	\$ -	\$ 32.00	\$ 32.00	\$ 7.36	\$ 22.08	\$ 2.56	23.00
53212 - Speech Therapists - Contracted	\$ 763.71	\$ -	\$ 3,248.00	\$ 1,246.05	\$ 2,737.50	\$ (735.55)	38.36
53215 - Psychologists - Contracted	\$ 880.04	\$ 15,000.00	\$ 21,578.00	\$ 2,707.81	\$ 18,937.50	\$ (67.31)	12.55
53414 - Other Professional/Technical Services	\$ 1,852.33	\$ 41,248.00	\$ 44,456.00	\$ 16,670.97	\$ 27,784.95	\$ 0.08	37.50
56113 - Software	\$ 581.10	\$ 2,925.00	\$ 7,072.00	\$ 2,905.50	\$ 4,130.00	\$ 36.50	41.08
Subtotal of Element: [Function] 2100 - Support Services	\$ 20,812.16	\$ 267,149.00	\$ 284,358.00	\$ 99,578.64	\$ 179,942.32	\$ 4,837.04	35.02
56113 - Software	\$ -	\$ 1,000.00	\$ 1,000.00	\$ -	\$ -	\$ 1,000.00	0.00
56118 - General Supplies and Materials	\$ 555.00	\$ 50,000.00	\$ 50,000.00	\$ 555.00	\$ 14,394.80	\$ 35,050.20	1.11
Subtotal of Element: [Function] 2200 - Support Services	\$ 555.00	\$ 51,000.00	\$ 51,000.00	\$ 555.00	\$ 14,394.80	\$ 36,050.20	1.09
53411 - Auditing	\$ -	\$ 15,000.00	\$ 17,178.00	\$ 8,875.12	\$ 8,302.50	\$ 0.38	51.67
53413 - Legal	\$ 4,383.97	\$ 48,150.00	\$ 48,823.00	\$ 17,535.88	\$ 31,580.41	\$ (293.29)	35.92
53711 - Other Charges	\$ -	\$ 1,500.00	\$ 1,500.00	\$ 1,350.00	\$ -	\$ 150.00	90.00
55400 - Advertising	\$ -	\$ 2,000.00	\$ 2,000.00	\$ -	\$ -	\$ 2,000.00	0.00
55812 - Board Training	\$ -	\$ 2,000.00	\$ 2,000.00	\$ -	\$ 900.00	\$ 1,100.00	0.00
Subtotal of Element: [Function] 2300 - Support Services	\$ 4,383.97	\$ 68,650.00	\$ 71,501.00	\$ 27,761.00	\$ 40,782.91	\$ 2,957.09	38.83
51100 - Salaries Expense	\$ 23,230.98	\$ 267,383.00	\$ 297,833.00	\$ 115,215.28	\$ 162,616.79	\$ 20,000.93	38.68
51300 - Additional Compensation	\$ -	\$ 5,000.00	\$ 5,000.00	\$ -	\$ -	\$ 5,000.00	0.00
52111 - Educational Retirement	\$ 3,229.12	\$ 37,863.00	\$ 38,619.00	\$ 16,014.99	\$ 22,603.83	\$ 0.18	41.47
52112 - ERA - Retiree Health	\$ 464.62	\$ 5,450.00	\$ 5,557.00	\$ 2,304.33	\$ 3,252.34	\$ 0.33	41.47
52210 - FICA Payments	\$ 708.31	\$ 10,927.00	\$ 10,927.00	\$ 4,241.35	\$ 6,474.25	\$ 211.40	38.82
52220 - Medicare Payments	\$ 336.86	\$ 3,952.00	\$ 4,029.00	\$ 1,670.66	\$ 2,358.02	\$ 0.32	41.47
52311 - Health and Medical Premiums	\$ 576.18	\$ 10,645.00	\$ 11,800.00	\$ 3,745.16	\$ 3,891.95	\$ 4,162.89	31.74
52312 - Life	\$ 14.10	\$ 171.00	\$ 193.00	\$ 70.50	\$ 96.35	\$ 26.15	36.53
52313 - Dental	\$ 32.68	\$ 571.00	\$ 657.00	\$ 207.74	\$ 220.59	\$ 228.67	31.62
52314 - Vision	\$ 9.20	\$ 122.00	\$ 139.00	\$ 49.44	\$ 50.76	\$ 38.80	35.57
52710 - Workers Compensation Premium	\$ -	\$ 2,698.00	\$ 2,698.00	\$ 2,698.00	\$ -	\$ -	100.00
52720 - Workers Compensation Employer's Fee	\$ -	\$ 20.00	\$ 28.00	\$ 6.90	\$ 20.70	\$ 0.40	24.64
53330 - Professional Development	\$ -	\$ 500.00	\$ 500.00	\$ -	\$ -	\$ 500.00	0.00
53711 - Other Charges	\$ -	\$ 100.00	\$ 100.00	\$ 48.23	\$ -	\$ 51.77	48.23
54610 - Renting Land and Buildings	\$ -	\$ 1,500.00	\$ 1,500.00	\$ -	\$ 37.50	\$ 1,462.50	0.00
55813 - Employee Travel - Non-Teachers	\$ -	\$ 300.00	\$ 300.00	\$ -	\$ 300.00	\$ -	0.00
55915 - Other Contract Services	\$ -	\$ 3,575.00	\$ 3,575.00	\$ 2,230.00	\$ 575.00	\$ 770.00	62.38
56118 - General Supplies and Materials	\$ 323.16	\$ 15,000.00	\$ 15,000.00	\$ 1,384.91	\$ 2,527.14	\$ 11,087.95	9.23
57332 - Supply Assets (\$5,000 or Less)	\$ -	\$ 5,000.00	\$ 5,000.00	\$ 4,346.84	\$ -	\$ 653.16	86.94

Cycle: FY2016; 1st Detail Element: Object; 1st Detail Level: Middle; 2nd Detail Element: None; 2nd Detail Level: None; 3rd Detail Element: None; 3rd Detail Level: None; 4th Detail Element: None; 4th Detail Level: None; 5th Detail Element: None; 5th Detail Level: None; Filter: ([Fund] >= '11000') AND ([Object] >= '51000'); 1st Subtotal Element: Fund; 1st Subtotal Rollup Level: Lowest; 2nd Subtotal Element: Function; 2nd Subtotal Rollup Level: Lowest; 3rd Subtotal Element: None; 3rd Subtotal Rollup Level: None; 4th Subtotal Element: None; 4th Subtotal Rollup Level: None; 5th Subtotal Element: None; 5th Subtotal Rollup Level: None; Begin Date: 11/1/2015; End Date: 11/30/2015; Subtotal on Account Type: No; Include Encumbrances: Yes

Object	Actuals (Selected Range)	Adopted Budget	Current Budget	Actuals (YTD)	Encumbrances (YTD)	Available	% of Budget
Subtotal of Element: [Function] 2400 - Support Services	\$ 28,925.21	\$ 370,777.00	\$ 403,455.00	\$ 154,234.33	\$ 205,025.22	\$ 44,195.45	38.23
51100 - Salaries Expense	\$ 11,264.76	\$ 120,977.00	\$ 145,177.00	\$ 56,323.80	\$ 78,853.20	\$ 10,000.00	38.80
52111 - Educational Retirement	\$ 1,565.80	\$ 16,817.00	\$ 18,790.00	\$ 7,829.00	\$ 10,960.60	\$ 0.40	41.67
52112 - ERA - Retiree Health	\$ 225.28	\$ 2,421.00	\$ 2,704.00	\$ 1,126.40	\$ 1,576.96	\$ 0.64	41.66
52210 - FICA Payments	\$ 698.40	\$ 7,503.00	\$ 8,381.00	\$ 3,492.00	\$ 4,888.80	\$ 0.20	41.67
52220 - Medicare Payments	\$ 163.34	\$ 1,756.00	\$ 1,961.00	\$ 816.70	\$ 1,143.38	\$ 0.92	41.65
52312 - Life	\$ 10.48	\$ 171.00	\$ 171.00	\$ 52.40	\$ 78.06	\$ 40.54	30.64
52313 - Dental	\$ 27.62	\$ 197.00	\$ 373.00	\$ 138.10	\$ 193.34	\$ 41.56	37.02
52314 - Vision	\$ 6.30	\$ 76.00	\$ 86.00	\$ 31.50	\$ 44.10	\$ 10.40	36.63
52315 - Disability	\$ 7.84	\$ 176.00	\$ 176.00	\$ 39.20	\$ 54.88	\$ 81.92	22.27
52710 - Workers Compensation Premium	\$ -	\$ 1,213.00	\$ 1,213.00	\$ 1,213.00	\$ -	\$ -	100.00
52720 - Workers Compensation Employer's Fee	\$ -	\$ 20.00	\$ 20.00	\$ 5.13	\$ 15.39	\$ (0.52)	25.65
53330 - Professional Development	\$ -	\$ 500.00	\$ 500.00	\$ 250.00	\$ -	\$ 250.00	50.00
53414 - Other Professional/Technical Services	\$ 114.19	\$ -	\$ 11,521.00	\$ 114.19	\$ 11,406.47	\$ 0.34	0.99
53711 - Other Charges	\$ -	\$ 50.00	\$ 50.00	\$ 50.00	\$ -	\$ -	100.00
54630 - Rentals of Computers and Related Equipment	\$ 16.08	\$ 800.00	\$ 800.00	\$ 108.53	\$ 691.47	\$ -	13.57
55400 - Advertising	\$ -	\$ 1,000.00	\$ 1,000.00	\$ 156.54	\$ -	\$ 843.46	15.65
55813 - Employee Travel - Non-Teachers	\$ -	\$ 500.00	\$ 500.00	\$ 229.36	\$ -	\$ 270.64	45.87
55915 - Other Contract Services	\$ -	\$ 500.00	\$ 500.00	\$ 132.00	\$ 88.00	\$ 280.00	26.40
56113 - Software	\$ -	\$ 15,000.00	\$ 15,000.00	\$ 245.30	\$ 10,732.60	\$ 4,022.10	1.64
56118 - General Supplies and Materials	\$ 48.22	\$ 5,000.00	\$ 5,000.00	\$ 883.99	\$ 61.59	\$ 4,054.42	17.68
57332 - Supply Assets (\$5,000 or Less)	\$ -	\$ 20,000.00	\$ 20,000.00	\$ 1,173.26	\$ -	\$ 18,826.74	5.87
Subtotal of Element: [Function] 2500 - Central Services	\$ 14,148.31	\$ 194,677.00	\$ 234,373.00	\$ 74,860.40	\$ 120,788.84	\$ 38,723.76	31.94
54311 - Maintenance & Repair Furniture/Fixtures/Equipmen	\$ -	\$ 12,000.00	\$ 12,000.00	\$ 3,597.34	\$ 7,280.00	\$ 1,122.66	29.98
54312 - Maintenance & Repair - Buildings And Grounds	\$ 1,769.09	\$ 31,000.00	\$ 31,000.00	\$ 11,320.73	\$ 16,463.11	\$ 3,216.16	36.52
54416 - Communication Services	\$ 1,051.28	\$ 18,100.00	\$ 18,100.00	\$ 5,266.73	\$ 7,735.00	\$ 5,098.27	29.10
54610 - Renting Land and Buildings	\$ 780.73	\$ 305,420.00	\$ 261,195.00	\$ 3,903.64	\$ 154,424.40	\$ 102,866.96	1.49
54620 - Rental of Equipment and Vehicles	\$ -	\$ 500.00	\$ 500.00	\$ -	\$ 184.36	\$ 315.64	0.00
55200 - Property/Liability Insurance	\$ -	\$ 24,842.00	\$ 25,297.00	\$ 25,297.00	\$ -	\$ -	100.00
55915 - Other Contract Services	\$ -	\$ -	\$ 50.00	\$ -	\$ 50.00	\$ -	0.00
56118 - General Supplies and Materials	\$ -	\$ 15,000.00	\$ 15,000.00	\$ 2,291.15	\$ 69.34	\$ 12,639.51	15.27
57332 - Supply Assets (\$5,000 or Less)	\$ -	\$ 5,000.00	\$ 5,000.00	\$ -	\$ -	\$ 5,000.00	0.00
Subtotal of Element: [Function] 2600 - Operation & Main	\$ 3,601.10	\$ 411,862.00	\$ 368,142.00	\$ 51,676.59	\$ 186,206.21	\$ 130,259.20	14.04
58211 - Tax Liability/Penalty	\$ -	\$ -	\$ -	\$ 73.92	\$ -	\$ (73.92)	
58221 - Misc Expense	\$ -	\$ -	\$ 74.00	\$ -	\$ -	\$ 74.00	0.00

Cycle: FY2016; 1st Detail Element: Object; 1st Detail Level: Middle; 2nd Detail Element: None; 2nd Detail Level: None; 3rd Detail Element: None; 3rd Detail Level: None; 4th Detail Element: None; 4th Detail Level: None; 5th Detail Element: None; 5th Detail Level: None; Filter: ([Fund] >= '11000') AND ([Object] >= '51000'); 1st Subtotal Element: Fund; 1st Subtotal Rollup Level: Lowest; 2nd Subtotal Element: Function; 2nd Subtotal Rollup Level: Lowest; 3rd Subtotal Element: None; 3rd Subtotal Rollup Level: None; 4th Subtotal Element: None; 4th Subtotal Rollup Level: None; 5th Subtotal Element: None; 5th Subtotal Rollup Level: None; Begin Date: 11/1/2015; End Date: 11/30/2015; Subtotal on Account Type: No; Include Encumbrances: Yes

Object	Actuals (Selected Range)	Adopted Budget	Current Budget	Actuals (YTD)	Encumbrances (YTD)	Available	% of Budget
Subtotal of Element: [Function] 2900 - Other Support Se	\$ -	\$ -	\$ 74.00	\$ 73.92	\$ -	\$ 0.08	99.89
Subtotal of Element: [Fund] 11000 - Operational	\$ 215,100.23	\$ 3,996,199.00	\$ 4,044,987.00	\$ 1,015,028.24	\$ 1,807,318.86	\$ 1,222,639.90	25.09
56108 - Instructional Materials Credit - 50% Other	\$ 699.98		\$ 2,766.00	\$ 2,530.03	\$ -	\$ 235.97	91.47
56111 - Instructional Materials Cash - 50% Textbooks	\$ 457.27	\$ 67,412.00	\$ 67,412.00	\$ 21,793.60	\$ 131.59	\$ 45,486.81	32.33
56113 - Software	\$ -	\$ 10,000.00	\$ 10,000.00	\$ 7,788.82	\$ -	\$ 2,211.18	77.89
Subtotal of Element: [Function] 1000 - Instruction	\$ 1,157.25	\$ 77,412.00	\$ 80,178.00	\$ 32,112.45	\$ 131.59	\$ 47,933.96	40.05
Subtotal of Element: [Fund] 14000 - Total Instructional M	\$ 1,157.25	\$ 77,412.00	\$ 80,178.00	\$ 32,112.45	\$ 131.59	\$ 47,933.96	40.05
53212 - Speech Therapists - Contracted	\$ -	\$ 47,860.00	\$ 47,860.00	\$ -	\$ -	\$ 47,860.00	0.00
Subtotal of Element: [Function] 2100 - Support Services	\$ -	\$ 47,860.00	\$ 47,860.00	\$ -	\$ -	\$ 47,860.00	0.00
Subtotal of Element: [Fund] 24106 - Entitlement IDEA-B	\$ -	\$ 47,860.00	\$ 47,860.00	\$ -	\$ -	\$ 47,860.00	0.00
56112 - Other Textbooks	\$ -	\$ -	\$ 8,736.00	\$ -	\$ -	\$ 8,736.00	0.00
Subtotal of Element: [Function] 1000 - Instruction	\$ -	\$ -	\$ 8,736.00	\$ -	\$ -	\$ 8,736.00	0.00
Subtotal of Element: [Fund] 27103 - Dual Credit Instruct	\$ -	\$ -	\$ 8,736.00	\$ -	\$ -	\$ 8,736.00	0.00
56114 - Library And Audio-Visual	\$ -	\$ 3,995.00	\$ 3,995.00	\$ -	\$ -	\$ 3,995.00	0.00
Subtotal of Element: [Function] 2200 - Support Services	\$ -	\$ 3,995.00	\$ 3,995.00	\$ -	\$ -	\$ 3,995.00	0.00
Subtotal of Element: [Fund] 27107 - 2012 GOBond Stud	\$ -	\$ 3,995.00	\$ 3,995.00	\$ -	\$ -	\$ 3,995.00	0.00
54610 - Renting Land and Buildings	\$ 21,828.09	\$ -	\$ 258,100.00	\$ 109,140.46	\$ -	\$ 148,959.54	42.29
Subtotal of Element: [Function] 4000 - Capital Outlay	\$ 21,828.09	\$ -	\$ 258,100.00	\$ 109,140.46	\$ -	\$ 148,959.54	42.29
Subtotal of Element: [Fund] 31200 - Public School Capit	\$ 21,828.09	\$ -	\$ 258,100.00	\$ 109,140.46	\$ -	\$ 148,959.54	42.29
57332 - Supply Assets (\$5,000 or Less)	\$ -	\$ 50,000.00	\$ 50,000.00	\$ -	\$ -	\$ 50,000.00	0.00
Subtotal of Element: [Function] 4000 - Capital Outlay	\$ -	\$ 50,000.00	\$ 50,000.00	\$ -	\$ -	\$ 50,000.00	0.00

Cycle: FY2016; 1st Detail Element: Object; 1st Detail Level: Middle; 2nd Detail Element: None; 2nd Detail Level: None; 3rd Detail Element: None; 3rd Detail Level: None; 4th Detail Element: None; 4th Detail Level: None; 5th Detail Element: None; 5th Detail Level: None; Filter: ([Fund] >= '11000') AND ([Object] >= '51000'); 1st Subtotal Element: Fund; 1st Subtotal Rollup Level: Lowest; 2nd Subtotal Element: Function; 2nd Subtotal Rollup Level: Lowest; 3rd Subtotal Element: None; 3rd Subtotal Rollup Level: None; 4th Subtotal Element: None; 4th Subtotal Rollup Level: None; 5th Subtotal Element: None; 5th Subtotal Rollup Level: None; Begin Date: 11/1/2015; End Date: 11/30/2015; Subtotal on Account Type: No; Include Encumbrances: Yes

Object	Actuals (Selected Range)	Adopted Budget	Current Budget	Actuals (YTD)	Encumbrances (YTD)	Available	% of Budget
Subtotal of Element: [Fund] 31400 - Special Capital Outl	\$ -	\$ 50,000.00	\$ 50,000.00	\$ -	\$ -	\$ 50,000.00	0.00
53712 - County Tax Collection Costs	\$ 5.87	\$ 2,217.00	\$ 2,217.00	\$ 65.00	\$ -	\$ 2,152.00	2.93
Subtotal of Element: [Function] 2300 - Support Services	\$ 5.87	\$ 2,217.00	\$ 2,217.00	\$ 65.00	\$ -	\$ 2,152.00	2.93
57331 - Fixed Assets (More Than \$5,000)	\$ -	\$ 1,035,529.00	\$ 1,044,348.00	\$ -	\$ -	\$ 1,044,348.00	0.00
Subtotal of Element: [Function] 4000 - Capital Outlay	\$ -	\$ 1,035,529.00	\$ 1,044,348.00	\$ -	\$ -	\$ 1,044,348.00	0.00
Subtotal of Element: [Fund] 31600 - Capital Improvemer	\$ 5.87	\$ 1,037,746.00	\$ 1,046,565.00	\$ 65.00	\$ -	\$ 1,046,500.00	0.01
57332 - Supply Assets (\$5,000 or Less)	\$ -	\$ -	\$ 8,573.00	\$ 8,573.00	\$ -	\$ -	100.00
Subtotal of Element: [Function] 4000 - Capital Outlay	\$ -	\$ -	\$ 8,573.00	\$ 8,573.00	\$ -	\$ -	100.00
Subtotal of Element: [Fund] 31700 - Capital Improvemer	\$ -	\$ -	\$ 8,573.00	\$ 8,573.00	\$ -	\$ -	100.00
53711 - Other Charges	\$ 60.00	\$ -	\$ -	\$ 60.00	\$ 60.00	\$ (120.00)	
56118 - General Supplies and Materials	\$ -	\$ -	\$ -	\$ 1,793.90	\$ -	\$ (1,793.90)	
Subtotal of Element: [Function] 1000 - Instruction	\$ 60.00	\$ -	\$ -	\$ 1,853.90	\$ 60.00	\$ (1,913.90)	
Subtotal of Element: [Fund] 93000 - Student Activity Acc	\$ 60.00	\$ -	\$ -	\$ 1,853.90	\$ 60.00	\$ (1,913.90)	
55915 - Other Contract Services	\$ 200.00	\$ -	\$ -	\$ 473.97	\$ -	\$ (473.97)	
56118 - General Supplies and Materials	\$ -	\$ -	\$ -	\$ 77.84	\$ -	\$ (77.84)	
Subtotal of Element: [Function] 1000 - Instruction	\$ 200.00	\$ -	\$ -	\$ 551.81	\$ -	\$ (551.81)	
Subtotal of Element: [Fund] 93100 - Yearbook Fund	\$ 200.00	\$ -	\$ -	\$ 551.81	\$ -	\$ (551.81)	
56118 - General Supplies and Materials	\$ -	\$ -	\$ -	\$ 125.29	\$ -	\$ (125.29)	
Subtotal of Element: [Function] 1000 - Instruction	\$ -	\$ -	\$ -	\$ 125.29	\$ -	\$ (125.29)	
Subtotal of Element: [Fund] 93104 - Screen Printing	\$ -	\$ -	\$ -	\$ 125.29	\$ -	\$ (125.29)	
56118 - General Supplies and Materials	\$ -	\$ -	\$ -	\$ 212.79	\$ -	\$ (212.79)	
Subtotal of Element: [Function] 1000 - Instruction	\$ -	\$ -	\$ -	\$ 212.79	\$ -	\$ (212.79)	

Cycle: FY2016; 1st Detail Element: Object; 1st Detail Level: Middle; 2nd Detail Element: None; 2nd Detail Level: None; 3rd Detail Element: None; 3rd Detail Level: None; 4th Detail Element: None; 4th Detail Level: None; 5th Detail Element: None; 5th Detail Level: None; Filter: ([Fund] >= '11000') AND ([Object] >= '51000'); 1st Subtotal Element: Fund; 1st Subtotal Rollup Level: Lowest; 2nd Subtotal Element: Function; 2nd Subtotal Rollup Level: Lowest; 3rd Subtotal Element: None; 3rd Subtotal Rollup Level: None; 4th Subtotal Element: None; 4th Subtotal Rollup Level: None; 5th Subtotal Element: None; 5th Subtotal Rollup Level: None; Begin Date: 11/1/2015; End Date: 11/30/2015; Subtotal on Account Type: No; Include Encumbrances: Yes

Object	Actuals (Selected Range)	Adopted Budget	Current Budget	Actuals (YTD)	Encumbrances (YTD)	Available	% of Budget
Subtotal of Element: [Fund] 93109 - Studio Art	\$ -	\$ -	\$ -	\$ 212.79	\$ -	\$ (212.79)	
55914 - Contracts - Interagency	\$ -		\$ -	\$ 1,500.00	\$ -	\$ (1,500.00)	
Subtotal of Element: [Function] 1000 - Instruction	\$ -	\$ -	\$ -	\$ 1,500.00	\$ -	\$ (1,500.00)	
Subtotal of Element: [Fund] 93200 - Vance Scholarship	\$ -	\$ -	\$ -	\$ 1,500.00	\$ -	\$ (1,500.00)	
Total	\$ 238,351.44	\$ 5,213,212.00	\$ 5,548,994.00	\$ 1,169,162.94	\$ 1,807,510.45	\$ 2,572,320.61	21.07

Description	11000 - Operational	14000 - Total Instructional Mater	26141 - Daniels Fund	27103 - Dual Credit Instructional	31200 - Public School Capital Out	31400 - Special Capital Outlay-St	31600 - Capital Improvements HB-3
41110 - Ad Valorem Taxes – School District	\$ -	\$ -	\$ -	\$ -	\$ -	\$ -	\$ 6,500.61
41701 - Fees – Activities	\$ 2,880.00	\$ -	\$ -	\$ -	\$ -	\$ -	\$ -
41910 - Rentals	\$ 1.00	\$ -	\$ -	\$ -	\$ -	\$ -	\$ -
41921 - Instructional - Categorical	\$ 450.00	\$ -	\$ -	\$ -	\$ -	\$ -	\$ -
41980 - Refund of Prior Year's Expenditures	\$ 34.96	\$ -	\$ -	\$ -	\$ -	\$ -	\$ -
43101 - State Equalization Guarantee	\$ 1,153,415.00	\$ -	\$ -	\$ -	\$ -	\$ -	\$ -
43202 - State Flow-through Grant	\$ -	\$ -	\$ -	\$ 2,055.22	\$ -	\$ -	\$ -
43204 - Prior Year Balances	\$ -	\$ -	\$ -	\$ -	\$ -	\$ 3,777.81	\$ -
43209 - PSCOC Awards	\$ -	\$ -	\$ -	\$ -	\$ 65,004.50	\$ -	\$ -
43211 - Instructional Materials – Cash (50%)	\$ -	\$ 20,411.63	\$ -	\$ -	\$ -	\$ -	\$ -
Total Revenue	\$ 1,156,780.96	\$ 20,411.63	\$ -	\$ 2,055.22	\$ 65,004.50	\$ 3,777.81	\$ 6,500.61
1000 - Instruction	\$ 606,288.36	\$ 32,112.45	\$ -	\$ -	\$ -	\$ -	\$ -
2100 - Support Services-Students	\$ 99,578.64	\$ -	\$ -	\$ -	\$ -	\$ -	\$ -
2200 - Support Services-Instruction	\$ 555.00	\$ -	\$ -	\$ -	\$ -	\$ -	\$ -
2300 - Support Services-General Administration	\$ 27,761.00	\$ -	\$ -	\$ -	\$ -	\$ -	\$ 65.00
2400 - Support Services-School Administration	\$ 154,234.33	\$ -	\$ -	\$ -	\$ -	\$ -	\$ -
2500 - Central Services	\$ 74,860.40	\$ -	\$ -	\$ -	\$ -	\$ -	\$ -
2600 - Operation & Maintenance of Plant	\$ 160,817.05	\$ -	\$ -	\$ -	\$ -	\$ -	\$ -
2900 - Other Support Services	\$ 73.92	\$ -	\$ -	\$ -	\$ -	\$ -	\$ -
4000 - Capital Outlay	\$ -	\$ -	\$ -	\$ -	\$ -	\$ -	\$ -
Total Expenditure	\$ 1,124,168.70	\$ 32,112.45	\$ -	\$ -	\$ -	\$ -	\$ 65.00
Total Other Financing Sources (Uses)	\$ -	\$ -	\$ -	\$ -	\$ -	\$ -	\$ -
Excess (deficiency) of revenues and other financing sources over expenditures and other financing uses	\$ 32,612.26	\$ (11,700.82)	\$ -	\$ 2,055.22	\$ 65,004.50	\$ 3,777.81	\$ 6,435.61
Fund Balance, Beginning of year	\$ 1,273,787.63	\$ 59,766.24	\$ 175,000.00	\$ (2,055.22)	\$ (65,004.50)	\$ (3,777.81)	\$ 824,874.00
Fund Balance, End of year	\$ 1,306,399.89	\$ 48,065.42	\$ 175,000.00	\$ -	\$ -	\$ -	\$ 831,309.61

Description	31700 - Capital Improvements SB-9	93000 - Student Activity Account	93100 - Yearbook Fund	93101 - MESA	93102 - Bow Class	93103 - Arts	93104 - Screen Printing
41110 - Ad Valorem Taxes – School District	\$ -	\$ -	\$ -	\$ -	\$ -	\$ -	\$ -
41701 - Fees – Activities	\$ -	\$ 1,327.13	\$ 859.25	\$ -	\$ -	\$ -	\$ 200.00
41910 - Rentals	\$ -	\$ -	\$ -	\$ -	\$ -	\$ -	\$ -
41921 - Instructional - Categorical	\$ -	\$ -	\$ -	\$ -	\$ -	\$ -	\$ -
41980 - Refund of Prior Year's Expenditures	\$ -	\$ -	\$ -	\$ -	\$ -	\$ -	\$ -
43101 - State Equalization Guarantee	\$ -	\$ -	\$ -	\$ -	\$ -	\$ -	\$ -
43202 - State Flow-through Grant	\$ -	\$ -	\$ -	\$ -	\$ -	\$ -	\$ -
43204 - Prior Year Balances	\$ -	\$ -	\$ -	\$ -	\$ -	\$ -	\$ -
43209 - PSCOC Awards	\$ -	\$ -	\$ -	\$ -	\$ -	\$ -	\$ -
43211 - Instructional Materials – Cash (50%)	\$ -	\$ -	\$ -	\$ -	\$ -	\$ -	\$ -
Total Revenue	\$ -	\$ 1,327.13	\$ 859.25	\$ -	\$ -	\$ -	\$ 200.00
1000 - Instruction	\$ -	\$ 1,853.90	\$ 551.81	\$ -	\$ -	\$ -	\$ 125.29
2100 - Support Services-Students	\$ -	\$ -	\$ -	\$ -	\$ -	\$ -	\$ -
2200 - Support Services-Instruction	\$ -	\$ -	\$ -	\$ -	\$ -	\$ -	\$ -
2300 - Support Services-General Administration	\$ -	\$ -	\$ -	\$ -	\$ -	\$ -	\$ -
2400 - Support Services-School Administration	\$ -	\$ -	\$ -	\$ -	\$ -	\$ -	\$ -
2500 - Central Services	\$ -	\$ -	\$ -	\$ -	\$ -	\$ -	\$ -
2600 - Operation & Maintenance of Plant	\$ -	\$ -	\$ -	\$ -	\$ -	\$ -	\$ -
2900 - Other Support Services	\$ -	\$ -	\$ -	\$ -	\$ -	\$ -	\$ -
4000 - Capital Outlay	\$ 8,573.00	\$ -	\$ -	\$ -	\$ -	\$ -	\$ -
Total Expenditure	\$ 8,573.00	\$ 1,853.90	\$ 551.81	\$ -	\$ -	\$ -	\$ 125.29
Total Other Financing Sources (Uses)	\$ -	\$ -	\$ -	\$ -	\$ -	\$ -	\$ -
Excess (deficiency) of revenues and other financing sources over expenditures and other financing uses	\$ (8,573.00)	\$ (526.77)	\$ 307.44	\$ -	\$ -	\$ -	\$ 74.71
Fund Balance, Beginning of year	\$ -	\$ 14,491.20	\$ 4,726.71	\$ 939.12	\$ 50.37	\$ 42.62	\$ 226.03
Fund Balance, End of year	\$ (8,573.00)	\$ 13,964.43	\$ 5,034.15	\$ 939.12	\$ 50.37	\$ 42.62	\$ 300.74

Description	93105 - Archery	93106 - ABQ Balloon Fiesta	93107 - National Honor Society	93108 - Rocketry	93109 - Studio Art	93200 - Vance Scholarship	Total
41110 - Ad Valorem Taxes – School District	\$ -	\$ -	\$ -	\$ -	\$ -	\$ -	\$ 6,500.61
41701 - Fees – Activities	\$ -	\$ -	\$ 1,000.00	\$ -	\$ 90.00	\$ -	\$ 6,356.38
41910 - Rentals	\$ -	\$ -	\$ -	\$ -	\$ -	\$ -	\$ 1.00
41921 - Instructional - Categorical	\$ -	\$ -	\$ -	\$ -	\$ -	\$ -	\$ 450.00
41980 - Refund of Prior Year's Expenditures	\$ -	\$ -	\$ -	\$ -	\$ -	\$ -	\$ 34.96
43101 - State Equalization Guarantee	\$ -	\$ -	\$ -	\$ -	\$ -	\$ -	\$ 1,153,415.00
43202 - State Flow-through Grant	\$ -	\$ -	\$ -	\$ -	\$ -	\$ -	\$ 2,055.22
43204 - Prior Year Balances	\$ -	\$ -	\$ -	\$ -	\$ -	\$ -	\$ 3,777.81
43209 - PSCOC Awards	\$ -	\$ -	\$ -	\$ -	\$ -	\$ -	\$ 65,004.50
43211 - Instructional Materials – Cash (50%)	\$ -	\$ -	\$ -	\$ -	\$ -	\$ -	\$ 20,411.63
Total Revenue	\$ -	\$ -	\$ 1,000.00	\$ -	\$ 90.00	\$ -	\$ 1,258,007.11
1000 - Instruction	\$ -	\$ -	\$ -	\$ -	\$ 212.79	\$ 1,500.00	\$ 642,644.60
2100 - Support Services-Students	\$ -	\$ -	\$ -	\$ -	\$ -	\$ -	\$ 99,578.64
2200 - Support Services-Instruction	\$ -	\$ -	\$ -	\$ -	\$ -	\$ -	\$ 555.00
2300 - Support Services-General Administration	\$ -	\$ -	\$ -	\$ -	\$ -	\$ -	\$ 27,826.00
2400 - Support Services-School Administration	\$ -	\$ -	\$ -	\$ -	\$ -	\$ -	\$ 154,234.33
2500 - Central Services	\$ -	\$ -	\$ -	\$ -	\$ -	\$ -	\$ 74,860.40
2600 - Operation & Maintenance of Plant	\$ -	\$ -	\$ -	\$ -	\$ -	\$ -	\$ 160,817.05
2900 - Other Support Services	\$ -	\$ -	\$ -	\$ -	\$ -	\$ -	\$ 73.92
4000 - Capital Outlay	\$ -	\$ -	\$ -	\$ -	\$ -	\$ -	\$ 8,573.00
Total Expenditure	\$ -	\$ -	\$ -	\$ -	\$ 212.79	\$ 1,500.00	\$ 1,169,162.94
Total Other Financing Sources (Uses)	\$ -	\$ -	\$ -	\$ -	\$ -	\$ -	\$ -
Excess (deficiency) of revenues and other financing sources over expenditures and other financing uses	\$ -	\$ -	\$ 1,000.00	\$ -	\$ (122.79)	\$ (1,500.00)	\$ 88,844.17
Fund Balance, Beginning of year	\$ 740.00	\$ 430.63	\$ 925.00	\$ 170.00	\$ -	\$ 4,324.44	\$ 2,289,656.46
Fund Balance, End of year	\$ 740.00	\$ 430.63	\$ 1,925.00	\$ 170.00	\$ (122.79)	\$ 2,824.44	\$ 2,378,500.63

Cycle: FY2016; Fund Class: <All>; Fund Columns: <All Non-Zero Funds>; Account Code Expression: ((Fund) >= '11000') ; Balance Date: 11/30/2015; Detail: No

Description	11000	14000	26141	27103	31200	31400	31600	31700	93000	93100	93101	93102	93103	93104	93105	93106	93107	93108	93109	93200	Total	
11011 - Cash- NMB&T 3751	\$ 1,366,808.60	\$ 48,065.42	\$ 175,000.00	\$ -	\$ -	\$ -	\$ 831,309.61	\$ (8,573.00)	\$ 13,964.43	\$ 5,034.15	\$ 939.12	\$ 50.37	\$ 42.62	\$ 300.74	\$ 740.00	\$ 430.63	\$ 1,925.00	\$ 170.00	\$ (122.79)	\$ 2,824.44	\$ 2,438,909.34	
Subtotal of Account Group: Assets	\$ 1,366,808.60	\$ 48,065.42	\$ 175,000.00	\$ -	\$ -	\$ -	\$ 831,309.61	\$ (8,573.00)	\$ 13,964.43	\$ 5,034.15	\$ 939.12	\$ 50.37	\$ 42.62	\$ 300.74	\$ 740.00	\$ 430.63	\$ 1,925.00	\$ 170.00	\$ (122.79)	\$ 2,824.44	\$ 2,438,909.34	
23124 - State Retirement System Contributions(Employee)	\$ 16,739.96	\$ -	\$ -	\$ -	\$ -	\$ -	\$ -	\$ -	\$ -	\$ -	\$ -	\$ -	\$ -	\$ -	\$ -	\$ -	\$ -	\$ -	\$ -	\$ -	\$ -	\$ 16,739.96
23125 - Health Insurance (Employee)	\$ 6,907.69	\$ -	\$ -	\$ -	\$ -	\$ -	\$ -	\$ -	\$ -	\$ -	\$ -	\$ -	\$ -	\$ -	\$ -	\$ -	\$ -	\$ -	\$ -	\$ -	\$ -	\$ 6,907.69
23134 - State Retirement System Contributions (Employer)	\$ 22,749.12	\$ -	\$ -	\$ -	\$ -	\$ -	\$ -	\$ -	\$ -	\$ -	\$ -	\$ -	\$ -	\$ -	\$ -	\$ -	\$ -	\$ -	\$ -	\$ -	\$ -	\$ 22,749.12
23135 - Health Insurance (Employer)	\$ 10,283.49	\$ -	\$ -	\$ -	\$ -	\$ -	\$ -	\$ -	\$ -	\$ -	\$ -	\$ -	\$ -	\$ -	\$ -	\$ -	\$ -	\$ -	\$ -	\$ -	\$ -	\$ 10,283.49
23142 - State Income Tax	\$ 3,728.45	\$ -	\$ -	\$ -	\$ -	\$ -	\$ -	\$ -	\$ -	\$ -	\$ -	\$ -	\$ -	\$ -	\$ -	\$ -	\$ -	\$ -	\$ -	\$ -	\$ -	\$ 3,728.45
Subtotal of Account Type: Liability	\$ 60,408.71	\$ -	\$ -	\$ -	\$ -	\$ -	\$ -	\$ -	\$ -	\$ -	\$ -	\$ -	\$ -	\$ -	\$ -	\$ -	\$ -	\$ -	\$ -	\$ -	\$ -	\$ 60,408.71
32300 - Unreserved Fund Balance	\$ 1,273,787.63	\$ 59,766.24	\$ 175,000.00	\$ (2,055.22)	\$ (65,004.50)	\$ (3,777.81)	\$ 824,874.00	\$ -	\$ 14,491.20	\$ 4,726.71	\$ 939.12	\$ 50.37	\$ 42.62	\$ 226.03	\$ 740.00	\$ 430.63	\$ 925.00	\$ 170.00	\$ -	\$ 4,324.44	\$ 2,289,656.46	
Net Increase/Decrease	\$ 32,612.26	\$ (11,700.82)	\$ -	\$ 2,055.22	\$ 65,004.50	\$ 3,777.81	\$ 6,435.61	\$ (8,573.00)	\$ (526.77)	\$ 307.44	\$ -	\$ -	\$ -	\$ 74.71	\$ -	\$ -	\$ 1,000.00	\$ -	\$ (122.79)	\$ (1,500.00)	\$ 88,844.17	
Subtotal of Account Type: Fund Balance/Retained Earnings	\$ 1,306,399.89	\$ 48,065.42	\$ 175,000.00	\$ -	\$ -	\$ -	\$ 831,309.61	\$ (8,573.00)	\$ 13,964.43	\$ 5,034.15	\$ 939.12	\$ 50.37	\$ 42.62	\$ 300.74	\$ 740.00	\$ 430.63	\$ 1,925.00	\$ 170.00	\$ (122.79)	\$ 2,824.44	\$ 2,378,500.63	
Subtotal of Account Group: Liabilities/Fund Balance	\$ 1,366,808.60	\$ 48,065.42	\$ 175,000.00	\$ -	\$ -	\$ -	\$ 831,309.61	\$ (8,573.00)	\$ 13,964.43	\$ 5,034.15	\$ 939.12	\$ 50.37	\$ 42.62	\$ 300.74	\$ 740.00	\$ 430.63	\$ 1,925.00	\$ 170.00	\$ (122.79)	\$ 2,824.44	\$ 2,438,909.34	